

# TOWN OF CUMBERLAND, RHODE ISLAND

## ADOPTED MUNICIPAL BUDGET PLAN

FISCAL YEAR 2011-2012

# TOWN OF CUMBERLAND, RHODE ISLAND

## ADOPTED MUNICIPAL BUDGET PLAN

FISCAL YEAR 2011-2012

### TABLE OF CONTENTS

<u>Subject</u>	<u>Page</u>
BUDGET OVERVIEW AND SUMMARY OF DATA.....	- 1 -
SECTION I: PROPOSED BUDGET ORDINANCES.....	- 3 -
Revenues.....	- 4 -
Expenditures.....	- 5 -
SECTION II: GENERAL FUND REVENUES.....	- 8 -
SECTION III: PROPOSED EXPENDITURES SUMMARY VIEW.....	- 13 -
SECTION IV: PROPOSED EXPENDITURES DETAILED BY DEPARTMENT	- 18 -
Mayor's Office.....	- 19 -
Town Clerk.....	- 21 -
Town Officers.....	- 23 -
Town Council.....	- 25 -
Legal.....	- 27 -
Zoning.....	- 29 -
Planning.....	- 31 -
Board of Canvassing.....	- 33 -
Information Technology.....	- 35 -
Office of Children and Learning.....	- 37 -
Finance.....	- 39 -
Assessor.....	- 41 -
Police.....	- 43 -
Municipal Court.....	- 45 -

**TOWN OF CUMBERLAND  
ADOPTED BUDGET  
FISCAL YEAR 2011-2012**

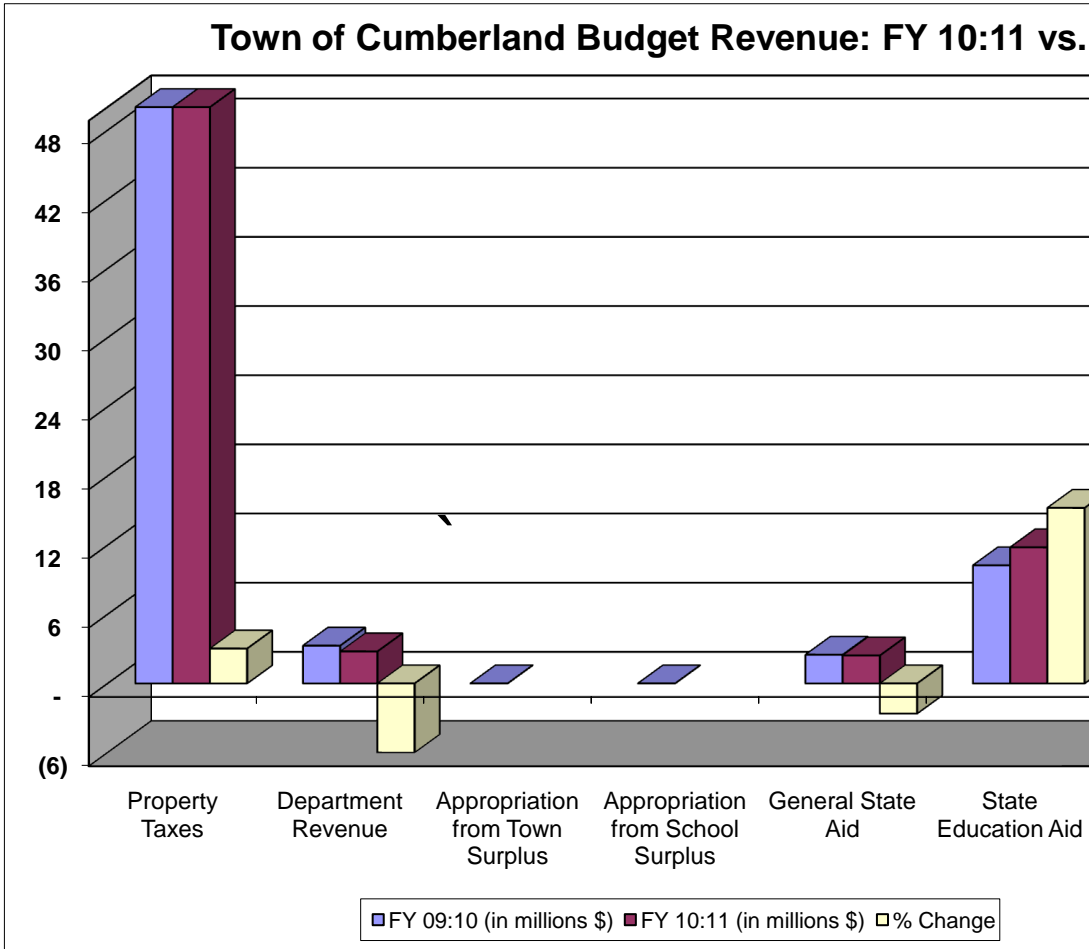
**TABLE OF CONTENTS , Cont.**

**Detailed Expenditures by Department, Cont.**

Rescue.....	- 47 -
Telecommunications.....	- 49 -
Animal Control.....	- 51 -
Inspections.....	- 53 -
Public Works.....	- 55 -
Highway.....	- 57 -
Town Hall.....	- 59 -
Education.....	- 61 -
Library.....	-63 -
Recreation.....	- 65 -
Senior Citizens.....	- 67 -
Outside Agencies.....	-69 -
Miscellaneous.....	- 70 -
Miscellaneous Boards.....	- 71 -
Fringe Benefits.....	- 72 -
Debt Service.....	- 73 -
<b>SECTION V: WATER ENTERPRISE FUND BUDGET.....</b>	<b>- 74-</b>
<b>SECTION VI: SEWER DEPARTMENT BUDGET.....</b>	<b>- 78 -</b>
<b>SECTION VII: RECREATION ENTERPRISE FUND BUDGET.....</b>	<b>- 82 -</b>
<b>SECTION VIII: DEBT SERVICE SCHEDULES.....</b>	<b>- 85 -</b>

**TOWN OF CUMBERLAND  
ADOPTED BUDGET  
FISCAL YEAR 2010-2011**

OVERVIEW OF BUDGET REVENUE						
	FY 10:11	FY 11:12	Increase/ (Decrease)	% Change	% of Total Increase/ (Decrease)	
Property Taxes	\$55,966,353	\$57,659,159	\$1,692,806	3.02	58.96	
Department Revenue	\$3,275,560	\$2,773,671	-\$501,889	-15.32	-17.48	
Appropriation from Town Surplus	\$0	\$0	\$0		0.00	
Appropriation from School Surplus	\$0	\$781,840	\$781,840		27.23	
General State Aid	\$2,489,292	\$2,424,252	-\$65,040	-2.61	-2.27	
State Education Aid	\$10,245,370	\$11,805,662	\$1,560,292	15.23	54.34	
School Dept. Revenues	\$4,244,424	\$3,647,628	-\$596,796	-14.06	-20.79	
<b>TOTAL REVENUE</b>	<b>\$76,220,999</b>	<b>\$79,092,212</b>	<b>\$2,871,213</b>	<b>3.77</b>	<b>100.00</b>	



**Key:**

*Taxes and Interest = Property Taxes + Interest on Taxes*

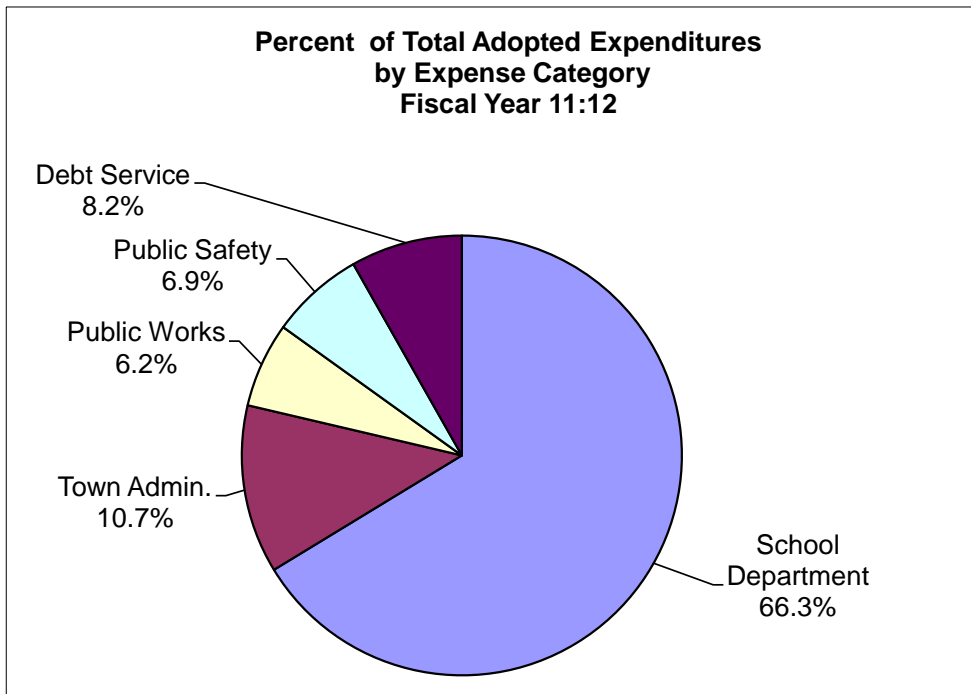
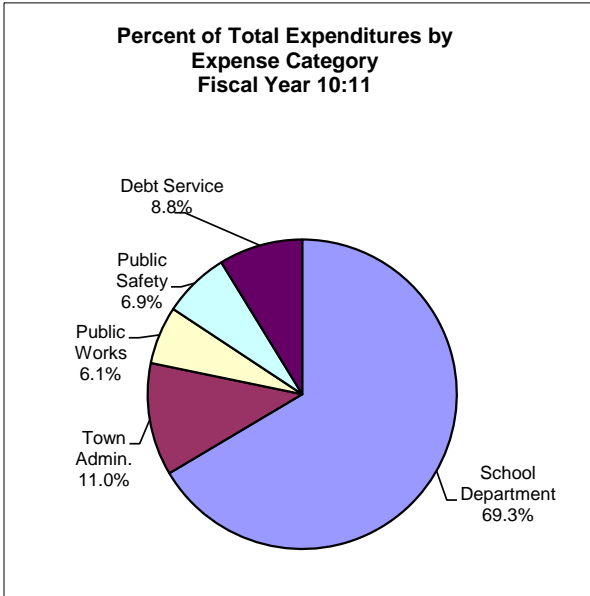
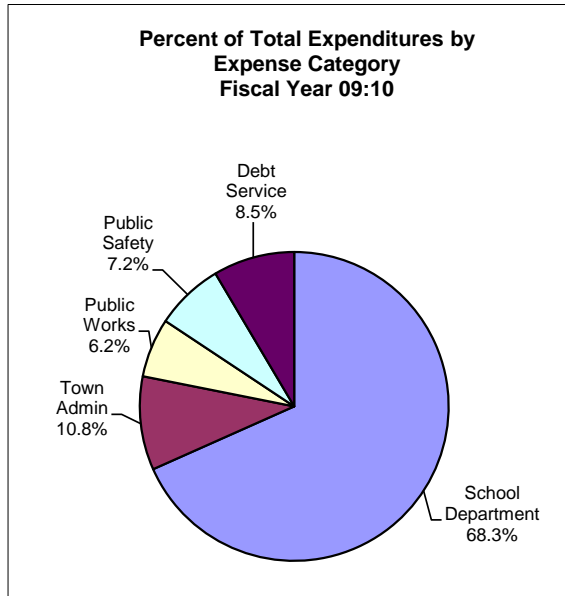
*Department Revenue = Licenses, Permits & Fees, Rescue Revenue, Probate Fees, Municipal Court, Federal Housing, Invest. Inc., Misc. General Revenue + Water Fund + Library Receipts*

*General State Aid = Revenue Sharing, Phone Tax, School + Library Housing, + Motor Veh Phase Out*

*State Education Aid = State Aid, Housing Aid, Literacy Grant + School Miscellaneous & Grants*

**TOWN OF CUMBERLAND  
ADOPTED BUDGET  
FISCAL YEAR 2010-2011**

<b>BUDGET EXPENDITURE CATEGORY COMPARISON by % of TOTAL EXPENDITURES</b>						
	<b>Adopted Budget FY 09:10</b>	<b>% of Total FY Expenditure</b>	<b>Adopted Budget FY 10:11</b>	<b>% of Total FY Expenditure</b>	<b>Adopted Budget FY 11:12</b>	<b>% of Total FY Expenditure</b>
<b>School Department</b>	\$52,891,469	68.33	\$50,658,001	66.46	\$52,437,579	66.30
<b>Town Administration</b>	\$7,586,131	9.80	\$8,979,031	11.78	\$9,780,945	12.37
<b>Public Works</b>	\$4,791,198	6.19	\$4,613,124	6.05	\$4,940,682	6.25
<b>Public Safety</b>	\$5,544,785	7.16	\$5,294,730	6.95	\$5,439,546	6.88
<b>Debt Service</b>	\$6,590,112	8.51	\$6,676,113	8.76	\$6,493,461	8.21
<b>TOTAL EXPENDITURE</b>	<b>\$77,403,694</b>	<b>100.00</b>	<b>\$76,220,999</b>	<b>100.00</b>	<b>\$79,092,212</b>	<b>100.00</b>



**Section I**

**ADOPTED BUDGET ORDINANCES**

**FISCAL YEAR 2011-2012**

**GENERAL FUND**

**#11-  
TOWN OF CUMBERLAND  
ADOPTED BUDGET**

AN ORDINANCE ESTABLISHING THE OPERATING BUDGET FOR THE TOWN OF CUMBERLAND FOR THE FISCAL YEAR 2011-2012

THE TOWN OF CUMBERLAND ORDAINS:

THE OPERATING BUDGET FOR THE FISCAL YEAR 2011-2012 IS AS FOLLOWS:

**REVENUE**

**DESCRIPTION**

DESCRIPTION	Adopted Budget FY 10:11	Dept Proposed Budget FY 11:12	Mayor's Proposed Budget FY 11:12	Council's Adopted Budget FY 11:12
<b>GENERAL REVENUE</b>				
PROPERTY TAXES	\$55,751,353	\$57,374,159	\$57,374,159	\$57,374,159
LICENSES, PERMITS & FEES	\$951,847	\$866,716	\$866,716	\$866,716
RESCUE REVENUE	\$580,000	\$760,000	\$760,000	\$814,576
PROBATE FEES	\$30,000	\$30,000	\$30,000	\$30,000
MUNICIPAL COURT	\$30,000	\$44,000	\$44,000	\$44,000
INTEREST ON TAXES	\$215,000	\$285,000	\$285,000	\$285,000
INVESTMENT INCOME	\$60,000	\$10,000	\$10,000	\$10,000
MISCELLANEOUS	\$862,500	\$636,500	\$636,500	\$636,500
WATER FUND SERVICES	\$70,000	\$70,000	\$70,000	\$70,000
SEWER FUND SERVICES	\$30,000	\$30,000	\$30,000	\$30,000
INTERFUND TAX INTEREST	\$60,000	\$60,000	\$60,000	\$60,000
APPROPRIATION FROM IMPACT FEES	\$0	\$0	\$0	\$0
PROCEEDS ON LAND SALE	\$0	\$0	\$0	\$0
APPROP FROM VEHICLE RESERVE SURPL	\$0	\$0	\$0	\$0
APPROP FROM G/F SURPLUS	\$0	\$0	\$0	\$0
TOTAL	<u>\$58,640,700</u>	<u>\$60,166,375</u>	<u>\$60,166,375</u>	<u>\$60,220,951</u>
<b>STATE AID AND GRANTS</b>				
GENERAL REVENUE SHARING	\$0	\$0	\$0	\$0
TELEPHONE TAX	\$309,629	\$344,739	\$344,739	\$344,739
SCHOOL HOUSING	\$1,762,792	\$1,653,000	\$1,653,000	\$1,653,000
LIBRARY HOUSING	\$210,533	\$210,000	\$210,000	\$210,000
MOTOR VEHICLE PHASE OUT	\$206,338	\$216,513	\$216,513	\$216,513
TOTAL	<u>\$2,489,292</u>	<u>\$2,424,252</u>	<u>\$2,424,252</u>	<u>\$2,424,252</u>
<b>SCHOOL RECEIPTS</b>				
STATE AID	\$9,911,324	\$11,805,662	\$11,805,662	\$11,767,529
LITERACY GRANT	\$334,046	\$0	\$0	\$0
LIMITED ENGLISH PROFICIENCY GRANTS	\$327,758	\$0	\$0	\$0
MISCELLANEOUS	\$583,224	\$542,840	\$542,840	\$542,840
MISCELLANEOUS	\$3,661,200	\$3,104,788	\$3,104,788	\$3,142,921
APPROP FROM SCHOOL SURPLUS	\$0	\$781,840	\$781,840	\$781,840
TOTAL	<u>\$14,817,552</u>	<u>\$16,235,130</u>	<u>\$16,235,130</u>	<u>\$16,235,130</u>
<b>LIBRARY RECEIPTS</b>				
	\$273,455	\$266,455	\$266,455	\$266,455
TOTAL	<u>\$273,455</u>	<u>\$266,455</u>	<u>\$266,455</u>	<u>\$266,455</u>
<b>TOTAL REVENUE</b>	<u><b>\$76,220,999</b></u>	<u><b>\$79,092,212</b></u>	<u><b>\$79,092,212</b></u>	<u><b>\$79,146,788</b></u>

**TOWN OF CUMBERLAND  
ADOPTED BUDGET  
FISCAL YEAR 2011-2012**

<b>EXPENSES</b>	<b>Council Adopted Budget FY 10:11</b>	<b>Dept Proposed Budget FY 11:12</b>	<b>Mayor's Proposed Budget FY 11:12</b>	<b>Council Adopted Budget FY 11:12</b>
<b>EXPENSES</b>				
<b>DESCRIPTION</b>				
<b>GENERAL GOVERNMENT</b>				
MAYOR'S OFFICE	156,506	\$166,021	\$166,021	166,021
TOWN CLERK	223,733	\$202,329	\$202,329	202,329
TOWN COUNCIL	33,222	\$33,900	\$33,900	33,900
TOWN SOLICITOR	179,121	\$202,023	\$202,023	202,023
MUNICIPAL COURT	41,066	\$44,812	\$44,812	44,812
TOWN OFFICERS	4,603	\$3,901	\$3,901	3,901
BOARDS AND COMMISSIONS	3,250	\$3,250	\$3,250	3,250
PROBATE COURT	7,832	\$8,252	\$8,252	8,252
BOARD OF CANVASSERS	77,022	\$79,318	\$79,318	79,318
<b>TOTAL</b>	<b>726,355</b>	<b>\$743,806</b>	<b>\$743,806</b>	<b>743,806</b>
<b>COMMUNITY DEVELOPMENT</b>				
PLANNING	198,103	\$173,498	\$173,498	173,498
ZONING BOARD	53,061	\$44,594	\$44,594	44,594
<b>TOTAL</b>	<b>251,164</b>	<b>\$218,092</b>	<b>\$218,092</b>	<b>218,092</b>
<b>FINANCIAL ADMINISTRATION</b>				
FINANCE OFFICE	754,480	\$502,673	\$492,673	492,673
TAX ASSESSOR	176,537	\$396,244	\$187,244	187,244
<b>TOTAL</b>	<b>931,017</b>	<b>\$898,917</b>	<b>\$679,917</b>	<b>679,917</b>
<b>PUBLIC SAFETY</b>				
POLICE	3,600,027	\$3,606,268	\$3,656,268	3,656,268
TELECOMMUNICATION	288,873	\$327,774	\$327,774	327,774
RESCUE SERVICE	1,279,103	\$1,425,433	\$1,323,270	1,377,846
ANIMAL CONTROL	126,727	\$132,234	\$132,234	132,234
<b>TOTAL</b>	<b>5,294,730</b>	<b>\$5,491,709</b>	<b>\$5,439,546</b>	<b>5,494,122</b>
<b>PUBLIC WORKS</b>				
INSPECTION	151,695	\$164,760	\$183,660	183,660
PUBLIC WORKS	2,451,335	\$2,655,944	\$2,655,944	2,655,944
HIGHWAY	1,627,027	\$1,842,609	\$1,797,609	1,797,609
TOWN HALL	141,769	\$170,710	\$170,710	170,710
RECREATION	241,298	\$132,759	\$132,759	172,759
<b>TOTAL</b>	<b>4,613,124</b>	<b>\$4,966,782</b>	<b>\$4,940,682</b>	<b>4,980,682</b>

**TOWN OF CUMBERLAND**

**EXPENSES**

**ADOPTED BUDGET**  
 Council Adopted Budget    Dept Proposed Budget    Mayor's Proposed Budget    Council Adopted Budget  
**FISCAL YEAR 2011-2012**  
 FY 10:11                      FY 11:12                      FY 11:12                      FY 11:12

**EXPENSES**

**DESCRIPTION**

**OTHER DEPARTMENTS**

SENIOR CITIZENS	164,475	\$117,405	\$117,405	117,405
CHILDREN & LEARNING	68,051	\$147,378	\$147,378	147,378
<b>TOTAL</b>	<b>232,526</b>	<b>\$264,783</b>	<b>\$264,783</b>	<b>264,783</b>

<b>LIBRARY</b>	1,457,386	\$1,460,074	\$1,457,386	1,457,386
----------------	-----------	-------------	-------------	-----------

**OTHER EXPENDITURES**

MUNICIPAL DUES	13,476	\$13,476	\$13,476	13,476
OUTSIDE AGENCIES	60,400	\$59,900	\$61,900	61,900
EMERGENCY MANAGEMENT	10,000	\$10,000	\$10,000	10,000
MASON BUILDING	8,500	\$8,500	\$8,500	10,000
CONTINGENCIES	100,000	\$150,000	\$150,000	108,500
EFFICIENCY CONTINGENCIES	108,629		\$0	-
CAPITAL IMPROVEMENTS	128,000	\$394,513	\$185,000	185,000
COMPUTER SYSTEM & EQUIPMENT	19,000	\$16,000	\$16,000	16,000
NETWORK MGMT SERVICES	4,050	\$4,050	\$4,050	4,050
SOFTWARE & CONVERSION	11,500	\$12,027	\$12,027	12,027
INFORMATION TECHNOLOGY	7,240	\$9,150	\$9,150	9,150
INFORMATION TECHNOLOGY SALARY	51,800	\$51,800	\$51,800	51,800
TRAFFIC CALMING PLAN	10,000	\$10,000	\$10,000	10,000
SPECIAL SERVICES	250	\$250	\$250	250
PROPERTY & LIABILITY INSURANCE		\$347,850	\$347,850	347,850
STRESS	10,000	\$5,000	\$5,000	5,000
TUCKER FIELD MATCH	206,338		\$125,000	125,000
LITTER CONTROL	10,000	\$10,000	\$10,000	10,000
REVALUATION	60,000		\$0	-
ECONOMIC DEVELOPMENT	-		\$75,000	75,000
FIRE CONSOLIDATION STUDY	-		\$35,000	35,000
SCHOOL IMPROVEMENT	-			-
FRANKLIN FARMS GRANT MATCH	-		\$5,000	5,000
ADULT LITERACY PROGRAM	2,500	\$2,500	\$2,500	2,500
<b>TOTAL</b>	<b>821,683</b>	<b>\$1,105,016</b>	<b>\$1,137,503</b>	<b>1,097,503</b>

**OTHER FINANCIAL EXPENSES**

DEBT SERVICE TOWN	1,467,605	\$1,233,556	\$1,233,556	\$1,233,556
DEBT SERVICE SCHOOL	5,008,508	\$5,004,713	\$5,004,713	5,004,713
TOWN MASTER LEASE	200,000	\$255,192	\$255,192	255,192
FRINGE BENEFITS	4,558,900	\$5,279,458	\$5,279,458	5,279,458
<b>TOTAL</b>	<b>11,235,013</b>	<b>\$11,772,919</b>	<b>\$11,772,919</b>	<b>11,772,919</b>

<b>TOTAL TOWN</b>	<b>25,562,998</b>	<b>\$26,922,097</b>	<b>\$26,654,633</b>	<b>26,709,209</b>
-------------------	-------------------	---------------------	---------------------	-------------------

**SCHOOL DEPARTMENT**

TOWN CONTRIBUTION	\$35,840,449	\$36,925,849	\$36,202,449	\$36,202,449
OTHER SOURCES	\$14,817,552	\$16,235,130	\$16,235,130	\$16,235,130

<b>TOTAL SCHOOL DEPARTMENT</b>	<b>50,658,001</b>	<b>\$53,160,979</b>	<b>\$52,437,579</b>	<b>52,437,579</b>
--------------------------------	-------------------	---------------------	---------------------	-------------------

**TOWN OF CUMBERLAND**

<b>EXPENSES</b>	<b>ADOPTED BUDGET</b>			
	<b>Council Adopted Budget FY 10:11</b>	<b>Dept Proposed Budget FY 11:12</b>	<b>Mayor's Proposed Budget FY 11:12</b>	<b>Council Adopted Budget FY 11:12</b>
<b>EXPENSES</b>				
<b>DESCRIPTION</b>				
<b>TOTAL GENERAL FUND EXPENSES</b>	<b>76,220,999</b>	<b>\$80,083,076</b>	<b>\$79,092,212</b>	<b>79,146,788</b>

TOWN OF CUMBERLAND  
ADOPTED BUDGET  
FISCAL YEAR 2011-2012

**THE TOWN OF CUMBERLAND ORDAINS:**

**THE OPERATING BUDGET FOR THE FISCAL YEAR 2011-2012 IS AS FOLLOWS:**

	<b>Adjusted Budget FY 10:11</b>	<b>Dept. Proposed Budget FY 11:12</b>	<b>Mayor's Proposed Budget FY 11:12</b>	<b>Council Adopted Budget FY 11:12</b>
<b>OTHER FUNDS</b>				
<b>WATER DEPARTMENT</b>				
ENTERPRISE FUND REVENUES	<b>\$5,972,203</b>	<b>\$5,278,673</b>	<b>\$5,278,673</b>	
EXPENDITURES	<b>\$5,967,203</b>	<b>\$5,604,607</b>	<b>\$5,379,607</b>	
OVER/UNDER	<b>\$5,000</b>	<b>-\$325,934</b>	<b>-\$100,934</b>	<b>\$0</b>

TOWN OF CUMBERLAND  
ADOPTED BUDGET  
FISCAL YEAR 2011-2012

**AN ORDINANCE ESTABLISHING THE OPERATING BUDGET FOR THE TOWN OF CUMBERLAND SEWER Department FOR THE FISCAL YEAR 2011-2012**

**THE TOWN OF CUMBERLAND ORDAINS:**

**THE OPERATING BUDGET FOR THE FISCAL YEAR 2011-2012 IS AS FOLLOWS:**

	Adjusted Budget FY 10:11	Dept. Proposed Budget FY 11:12	Mayor's Proposed Budget FY 11:12	Council Adopted Budget FY 11:12
<b>SEWER</b>				
REVENUES	<b>\$1,154,243</b>	<b>\$882,622</b>	<b>\$882,622</b>	<b>\$882,622</b>
EXPENSES	<b>\$1,154,243</b>	<b>\$818,993</b>	<b>\$818,993</b>	<b>\$818,993</b>
CONT. FROM GENERAL FUND	-	-	-	-

TOWN OF CUMBERLAND  
ADOPTED BUDGET  
FISCAL YEAR 2011-2012

**AN ORDINANCE ESTABLISHING THE OPERATING BUDGET FOR THE TOWN OF CUMBERLAND RECREATION SPECIAL REVENUE FUND FOR THE FISCAL YEAR 2011-2012**

**THE TOWN OF CUMBERLAND ORDAINS:**

**THE OPERATING BUDGET FOR THE FISCAL YEAR 2011-2012 IS AS FOLLOWS:**

	<b>Adjusted Budget FY 10:11</b>	<b>Dept. Proposed Budget FY 11:12</b>	<b>Mayor's Proposed Budget FY 11:12</b>	<b>Council Adopted Budget FY 11:12</b>
<b><u>RECREATION DEPARTMENT</u></b>				
ENTERPRISE FUND REVENUES	\$72,500	\$163,000	\$163,000	\$163,000
EXPENDITURES	\$72,500	\$163,000	\$163,000	\$163,000
OVER/UNDER	<b>\$0</b>	<b>\$0</b>	<b>\$0</b>	<b>\$0</b>

**Section II**

**ADOPTED REVENUES**

**FISCAL YEAR 2011-2012**

**GENERAL FUND**

**TOWN OF CUMBERLAND  
ADOPTED BUDGET  
FISCAL YEAR 2011  
-2012**

<b>GENERAL FUND REVENUE</b>								
		Yr End	FY			Projected	FY	FY
		6/30/10	2011	3/31/11	4/01 to 6/30/11	Yr End 6/30/11	2012	2012
<b>UNRESTRICTED RECEIPTS:</b>		<b>Actual</b>	<b>Appropriation</b>	<b>Actual</b>	<b>Estimated</b>	<b>Total</b>	<b>Proposed Budget</b>	<b>Adopted Budget</b>
405	Tax Sale Fees	\$ 44,289	50,000	\$ 13,810	26,190	\$ 40,000	40,000	40,000
406	Redemption Fees	11,629	50,000	23,881	6,119	30,000	30,000	30,000
407	Title Fees MLC Fee	33,137	30,000	24,532	8,468	33,000	32,000	32,000
410	Property Taxes				-			0
	1993 Property Taxes	(193)		125	-	125		0
	1994 Property Taxes	(70)		567	442	567		0
	1995 Property Taxes	109		94	-	94		0
	1996 Property Taxes	(947)		(24)	-	(24)		0
	1997 Property Taxes	307		15	-	15		0
	1998 Property Taxes	469		(14)	-	(14)		0
	1999 Property Taxes	(438)		5	-	5		0
	2000 Property Taxes	327		517	-	517		0
	2001 Property Taxes	224		142	-	142		0
	2002 Property Taxes	1,038		122	-	122		0
	2003 Property Taxes	861		(371)	-	(371)		0
	2004 Property Taxes	3,625	-	756	-	756		0
	2005 Property Taxes	16,126	-	1,413	-	1,413	-	0
	2006 Property Taxes	13,649	4,000	8,552	-	8,552		0
	2007 Property Taxes	62,495	47,000	8,815	-	8,815		0
	2008 Property Taxes	718,308	95,000	53,091	-	53,091	34,000	34,000
	2009 Property Taxes	27,056,603	240,000	512,485	62,515	575,000	70,000	70,000
	2010 Property Taxes	22,629,244	31,214,426	32,481,725	128,275	32,610,000	325,000	325,000
	2011 Property Taxes		24,020,927		24,789,927	24,789,927	31,683,806	31,683,806
	2012 Property Taxes (1.49%)		-				25,159,353	25,159,353
	<b>Total Property Taxes</b>	<b>\$ 50,590,792</b>	<b>55,751,353</b>	<b>\$ 33,130,238</b>	<b>\$ 25,021,936</b>	<b>\$ 58,151,732</b>	<b>57,374,159</b>	<b>57,374,159</b>

**TOWN OF CUMBERLAND  
ADOPTED BUDGET  
FISCAL YEAR 2011  
-2012**

		Yr End	FY			Projected	FY	FY
		6/30/10	2011	3/31/11	4/01 to 6/30/11	Yr End 6/30/11	2012	2012
		<u>Actual</u>	<u>Appropriation</u>	<u>Actual</u>	<u>Estimated</u>	<u>Total</u>	<u>Proposed Budget</u>	<u>Adopted Budget</u>
415	Interest on Taxes	292,220	215,000	255,753	29,247	285,000	285,000	285,000
419	Revenue Sharing	-	-	-	-	-	-	0
440	Probate Fees	41,370	30,000	24,732	5,268	30,000	30,000	30,000
441	Municipal Court Fees	37,251	30,000	37,217	6,783	44,000	44,000	44,000
445	Rescue Revenue	614,605	580,000	549,727	210,000	759,727	760,000	814,576
460	Investment Income	52,226	60,000	5,007	2,993	8,000	10,000	10,000
511	Motor Vehicle Phase Out	2,438,572	206,338	160,269	53,423	213,692	216,513	216,513
515	Interfund Tax Interest	106,172	60,000	-	60,000	60,000	60,000	60,000
520	School Housing Aid	1,831,378	1,762,792	538,248	1,224,544	1,762,792	1,653,000	1,653,000
540	Telephone Tax	344,739	309,629	-	309,629	309,629	344,739	344,739
433	MAST State Aid	-	-	-	-	-	-	0
550	Water Fund Services	70,000	70,000	-	70,000	70,000	70,000	70,000
560	Sewer Fund Services	30,000	30,000	-	30,000	30,000	30,000	30,000
xxx	Proceeds on Land Sale	10,996	-	-	-	-	-	0
	Appro. From General Fund Surplus	312,099	-	-	-	-	-	0
	Appro. From Impact Fees	160,000	-	-	-	-	-	0
	Appro. From Vehicle Reserve Surplus	226,000	-	-	-	-	-	0
	<b>SUBTOTALS--Page 10</b>	<b>\$ 6,567,628</b>	<b>3,353,759</b>	<b>\$ 1,570,953</b>	<b>\$ 2,001,887</b>	<b>\$ 3,572,840</b>	<b>3,503,252</b>	<b>3,557,828</b>

**TOWN OF CUMBERLAND  
ADOPTED BUDGET  
FISCAL YEAR 2011  
-2012**

	Yr End 6/30/10	FY 2011	3/31/11	4/01 to 6/30/11	Projected Yr End 6/30/11	FY 2012	FY 2012
<b>UNRESTRICTED RECEIPTS:</b>	<b>Actual</b>	<b>Appropriation</b>	<b>Actual</b>	<b>Estimated</b>	<b>Total</b>	<b>Proposed Budget</b>	<b>Adopted Budget</b>
<b>Licenses &amp; Permits</b>							
420 Building Inspections	\$ 304,080	260,000	\$ 242,398	52,602	295,000	245,000	245,000
422 Liquor License	32,100	30,000	34,180	-	34,180	34,000	34,000
427 Marriage License	1,354	1,500	3,992	258	4,250	2,000	2,000
428 Dog License	6,029	8,800	3,211	2,818	6,029	6,000	6,000
431 Realty Trans Tax	285,229	280,000	174,317	15,683	190,000	190,000	190,000
432 Meals Tax	350,309	346,547	207,382	138,618	346,000	356,716	356,716
439 Other License & Permits	26,453	25,000	31,824	1,176	33,000	33,000	33,000
Total Licenses & Permits	\$ 1,005,554	951,847	\$ 697,304	\$ 211,155	\$ 908,459	866,716	866,716
<b>Miscellaneous:</b>							
423 Recordings	310,553	290,000	253,613	36,387	290,000	290,000	290,000
424 Certifications & Copies	27,439	25,000	17,274	4,726	22,000	25,000	25,000
430 Vin Checks	18,754	15,000	15,116	1,384	16,500	17,000	17,000
438 Coin Op RAC	7,918	8,000	7,147	853	8,000	8,000	8,000
448 Public Works Fees	7,767	7,500	3,471	2,529	6,000	7,500	7,500
449 Recreation Summer Camp Fees	57,067	53,000	14,576	40,424	55,000	0	0
450 Payments in lieu of taxes PILOT	41,775	45,000	45,462	-	45,462	45,000	45,000
459 Senior Center Revenue	8,783		26,615	(26,615)			0
480 Rent Monastery 100	32,124	35,000	4,723	(4,723)		0	0
480 Rent House Diamond Hill 101	4,673	10,000	1,129	1,871	3,000	0	0
430 Police Services Billed to School Dept.	50,000	50,000	-	20,000	20,000	30,000	30,000
480 Cell Phone Towers	235,042	250,000	147,912	50,088	198,000	200,000	200,000
486 Zoning Fees	550	5,000		-		1,000	1,000
487 Planning Department Fees	1,940	2,500	1,575	425	2,000	2,000	2,000
490 Development Review Fees	3,750	2,500	3,465	535	4,000	4,000	4,000
491 Other Fees	5,000	2,000	390	(390)			0
498 Senior Center State Grant	8,783	7,000	8,783	-	8,783	0	0
499 Misc Revenue/Exp	47,008	10,000	5,819	1,181	7,000	7,000	7,000
448 Recycling Rebate	-	45,000	26,294	-	26,294	0	0
488 CDBG Revenue		-		-	-		0
4485 Recovery of Paid Medical		-		-	-		
<b>Total Miscellaneous</b>	<b>\$ 868,926</b>	<b>862,500</b>	<b>\$ 583,364</b>	<b>\$ 128,675</b>	<b>\$ 712,039</b>	<b>636,500</b>	<b>636,500</b>
<b>TOTAL UNRESTRICTED RECEIPTS</b>	<b>\$ 1,874,480</b>	<b>1,814,347</b>	<b>\$ 1,280,668</b>	<b>\$ 339,830</b>	<b>\$ 1,620,498</b>	<b>1,503,216</b>	<b>1,503,216</b>

**TOWN OF CUMBERLAND  
ADOPTED BUDGET  
FISCAL YEAR 2011  
-2012**

GENERAL FUND REVENUE								
		Yr End	FY			Projected	FY	FY
		6/30/10	2011	3/31/11	4/01 to 6/30/11	Yr End 6/30/11	2012	2012
		<u>Actual</u>	<u>Appropriation</u>	<u>Actual</u>	<u>Estimated</u>	<u>Total</u>	<u>Proposed Budget</u>	<u>Adopted Budget</u>
<b><u>RESTRICTED RECEIPTS</u></b>								
414	RI Literacy Grant		334,046	\$ -	\$ -	-	-	-
610	School Aid	11,593,145	9,911,324	8,225,263	1,686,061	9,911,324	11,805,662	11,767,529
620	School Grants Jobs	2,067,023	583,224		583,224	583,224	542,840	542,840
630	School Miscellaneous	2,367,023	3,661,200		3,661,200	3,661,200	3,104,788	3,142,921
631	Limited English Proficiency	327,758	327,758		327,758	327,758		0
XXX	Appropriation from School Surplu	373,383	-			-	781,840	781,840
484	Library Fees	24,624	31,000	17,492	6,508	24,000	24,000	24,000
521	Housing Aid Library	202,116	210,533	210,532	1	210,533	210,000	210,000
530	Library Aid	242,267	242,455		242,455	242,455	242,455	242,455
	<b>TOTAL RESTRICTED RECEIPTS</b>	<b>\$ 17,197,339</b>	<b>15,301,540</b>	<b>\$ 8,453,287</b>	<b>\$ 6,507,207</b>	<b>\$ 14,960,494</b>	<b>16,711,585</b>	<b>16,711,585</b>
	<b>TOTAL REVENUE RECEIPTS</b>	<b>\$ 76,230,239</b>	<b>76,220,999</b>	<b>\$ 44,435,146</b>	<b>\$ 33,870,860</b>	<b>\$ 78,305,564</b>	<b>79,092,212</b>	<b>79,146,788</b>

**Section III**

**ADOPTED EXPENDITURES**

**SUMMARY LISTING**

**FISCAL YEAR 2011-2012**

**GENERAL FUND**

**TOWN OF CUMBERLAND  
ADOPTED BUDGET  
FISCAL YEAR 2011-2012**

<b>EXPENDITURES</b>	<b>Actual Budget FY 09:10</b>	<b>Adjusted Budget FY 10:11</b>	<b>Expended as of 03/31/11</b>	<b>Total Est. Expended FY 10:11</b>	<b>Dept. Proposed Budget FY 11:12</b>	<b>Mayor's Budget FY 11:12</b>	<b>Council Budget FY 11:12</b>
<b>DESCRIPTION</b>							
<b>GENERAL GOVERNMENT</b>							
MAYOR'S OFFICE	\$157,528	\$156,506	\$119,121	\$157,900	\$166,021	\$166,021	\$166,021
TOWN CLERK	250,248	223,733	165,560	228,172	202,329	202,329	202,329
TOWN COUNCIL	11,148	33,222	14,678	33,900	33,900	33,900	33,900
TOWN SOLICITOR	166,881	179,121	106,573	169,327	202,023	202,023	202,023
MUNICIPAL COURT	42,137	41,066	35,780	41,854	44,812	44,812	44,812
TOWN OFFICERS	2,472	4,603	1,610	4,800	3,901	3,901	3,901
BOARDS AND COMMISSIONS	1,645	3,250	603	2,000	3,250	3,250	3,250
PROBATE COURT	9,742	7,832	6,324	7,832	8,252	8,252	8,252
BOARD OF CANVASSERS	39,727	77,022	66,460	72,869	79,318	79,318	79,318
<b>TOTAL</b>	<b>\$681,528</b>	<b>\$726,355</b>	<b>\$516,709</b>	<b>\$718,654</b>	<b>\$743,806</b>	<b>\$743,806</b>	<b>\$743,806</b>
<b>COMMUNITY DEVELOPMENT</b>							
PLANNING	\$161,262	\$198,103	\$122,710	\$178,846	\$173,498	\$173,498	\$173,498
ZONING BOARD	38,498	53,061	29,841	40,994	44,594	44,594	44,594
<b>TOTAL</b>	<b>\$199,759</b>	<b>\$251,164</b>	<b>\$152,551</b>	<b>\$219,840</b>	<b>\$218,092</b>	<b>\$218,092</b>	<b>\$218,092</b>
<b>FINANCIAL ADMINISTRATION</b>							
FINANCE OFFICE	\$885,504	\$754,480	\$660,697	\$821,240	\$502,673	\$492,673	\$492,673
TAX ASSESSOR	172,301	176,537	139,152	180,140	396,244	187,244	187,244
<b>TOTAL</b>	<b>\$1,057,805</b>	<b>\$931,017</b>	<b>\$799,849</b>	<b>\$1,001,380</b>	<b>\$898,917</b>	<b>\$679,917</b>	<b>\$679,917</b>
<b>PUBLIC SAFETY</b>							
POLICE	\$3,641,890	\$3,600,027	\$2,537,418	\$3,673,297	\$3,606,268	\$3,656,268	\$3,656,268
TELECOMMUNICATION	308,828	288,873	243,318	317,373	327,774	327,774	327,774
RESCUE SERVICE	1,456,828	1,279,103	1,339,068	1,395,207	1,425,433	1,323,270	1,377,846
ANIMAL CONTROL	137,238	126,727	91,193	126,563	132,234	132,234	132,234
<b>TOTAL</b>	<b>\$5,544,785</b>	<b>\$5,294,730</b>	<b>\$4,210,997</b>	<b>\$5,512,440</b>	<b>\$5,491,709</b>	<b>\$5,439,546</b>	<b>\$5,494,122</b>

**TOWN OF CUMBERLAND  
ADOPTED BUDGET  
FISCAL YEAR 2011-2012**

<b>EXPENDITURES</b>	<b>Actual Budget FY 09:10</b>	<b>Adjusted Budget FY 10:11</b>	<b>Expended as of 03/31/11</b>	<b>Total Est. Expended FY 10:11</b>	<b>Dept. Proposed Budget FY 11:12</b>	<b>Mayor's Budget FY 11:12</b>	<b>Council Budget FY 11:12</b>
<b>PUBLIC WORKS</b>							
INSPECTION	\$139,884	\$151,695	\$91,008	\$156,891	\$164,760	\$183,660	\$183,660
PUBLIC WORKS	2,540,609	2,451,335	1,904,265	2,460,435	2,655,944	2,655,944	2,655,944
HIGHWAY	1,647,990	1,627,027	1,415,690	1,668,927	1,842,609	1,797,609	1,797,609
TOWN HALL	192,921	141,769	89,754	143,269	170,710	170,710	170,710
RECREATION	269,793	241,298	214,643	257,842	132,759	132,759	172,759
<b>TOTAL</b>	<b>\$4,791,198</b>	<b>\$4,613,124</b>	<b>\$3,715,360</b>	<b>\$4,687,364</b>	<b>\$4,966,782</b>	<b>\$4,940,682</b>	<b>\$4,980,682</b>
<b>OTHER DEPARTMENTS</b>							
SENIOR CITIZENS	182,536	164,475	121,495	174,827	117,405	117,405	117,405
CHILDREN & LEARNING	71,356	68,051	39,253	65,310	147,378	147,378	147,378
TRANSFER TO SEWER	-	-	-	-	-	-	-
<b>TOTAL</b>	<b>\$253,892</b>	<b>\$232,526</b>	<b>\$160,748</b>	<b>\$240,137</b>	<b>\$264,783</b>	<b>\$264,783</b>	<b>\$264,783</b>

**TOWN OF CUMBERLAND  
ADOPTED BUDGET  
FISCAL YEAR 2011-2012**

	Actual Budget FY 09:10	Adjusted Budget FY 10:11	Expended as of 03/31/11	Total Est. Expended FY 10:11	Dept. Proposed Budget FY 11:12	Mayor's Budget FY 11:12	Council Budget FY 11:12
<b>EXPENDITURES</b>							
<b>OTHER EXPENDITURES</b>							
MUNICIPAL DUES	13,476	13,476	12,676	12,676	13,476	13,476	13,476
OUTSIDE AGENCIES	55,500	60,400	48,500	48,500	59,900	61,900	61,900
EMERGENCY MANAGEMENT	10,000	10,000	7,522	10,000	10,000	10,000	10,000
MASON BUILDING	9,000	8,500	8,500	8,500	8,500	8,500	10,000
CONTINGENCIES	4,105	100,000	11,000	30,000	150,000	150,000	108,500
EFFICIENCY CONTINGENCIES		108,629		29,000	-	-	-
CAPITAL IMPROVEMENTS	212,060	128,000	445	45,000	394,513	185,000	185,000
COMPUTER SYSTEM & EQUIPMENT	38,737	19,000	250	9,000	16,000	16,000	16,000
SOFTWARE & CONVERSION	-	11,500	4,807	11,500	12,027	12,027	12,027
INFORMATION TECHNOLOGY	6,386	7,240	10,000	10,200	9,150	9,150	9,150
NETWORK MGMT SERVICES	11,129	4,050	-	4,050	4,050	4,050	4,050
INFO TECH COORDINATOR	52,700	51,800	32,281	51,800	51,800	51,800	51,800
STRESS	50,000	10,000	-	-	5,000	5,000	5,000
TUCKER FIELD MATCH		206,338				125,000	125,000
TRAFFIC CALMING PLAN	3,815	10,000	4,411	7,000	10,000	10,000	10,000
LIBRARY LITERACY PROGRAM	-	2,500	-	-	2,500	2,500	2,500
PROPERTY & LIABILITY INSURANCE					347,850	347,850	347,850
SPECIAL SERVICES	-	250	-	-	250	250	250
LITTER CONTROL		10,000			10,000	10,000	10,000
REVALUATION		60,000				-	-
ECONOMIC DEVELOPMENT						75,000	75,000
FIRE CONSOLIDATION STUDY						35,000	35,000
SCHOOL IMPROVEMENT		-				-	-
FRANKLIN FARMS		-			-	5,000	5,000
<b>TOTAL</b>	<b>\$466,907</b>	<b>\$821,683</b>	<b>\$140,392</b>	<b>\$277,226</b>	<b>\$1,105,016</b>	<b>\$1,137,503</b>	<b>\$1,097,503</b>
LIBRARY	\$1,357,476	\$1,457,386	\$1,076,858	\$1,440,283	\$1,460,074	\$1,457,386	\$1,457,386
<b>OTHER FINANCIAL EXPENSES</b>							
DEBT SERVICE Town & School	\$6,590,112	\$6,676,113	\$6,079,872	\$6,695,561	\$6,493,461	\$6,493,461	\$6,493,461
FRINGE BENEFITS	\$3,568,764	\$4,558,900	\$3,908,838	\$4,481,369	\$5,279,458	\$5,279,458	\$5,279,458
<b>TOTAL</b>	<b>\$10,158,876</b>	<b>\$11,235,013</b>	<b>\$9,988,710</b>	<b>\$11,176,930</b>	<b>\$11,772,919</b>	<b>\$11,772,919</b>	<b>\$11,772,919</b>
<b>TOTAL TOWN</b>	<b>\$24,512,225</b>	<b>\$25,562,998</b>	<b>\$20,762,174</b>	<b>\$25,274,254</b>	<b>\$26,922,097</b>	<b>\$26,654,633</b>	<b>\$26,709,209</b>

**TOWN OF CUMBERLAND  
ADOPTED BUDGET  
FISCAL YEAR 2011-2012**

EXPENDITURES	Actual Budget FY 09:10	Adjusted Budget FY 10:11	Expended as of 03/31/11	Total Est. Expended FY 10:11	Dept. Proposed Budget FY 11:12	Mayor's Budget FY 11:12	Council Budget FY 11:12
<b>SCHOOL DEPARTMENT</b>							
TOWN CONTRIBUTION	\$36,202,474	\$35,840,449	\$34,006,790	\$35,840,449	\$36,925,849	\$36,202,449	\$36,202,449
OTHER SOURCES	\$16,688,995	\$14,817,552	\$0	\$14,817,552	\$16,235,130	\$16,235,130	\$16,235,130
<b>TOTAL SCHOOL DEPARTMENT</b>	<b>\$52,891,469</b>	<b>\$50,658,001</b>	<b>\$34,006,790</b>	<b>\$50,658,001</b>	<b>\$53,160,979</b>	<b>\$52,437,579</b>	<b>\$52,437,579</b>
<b>TOTAL GENERAL FUND EXPENSES</b>							
	<b>\$77,403,694</b>	<b>\$76,220,999</b>	<b>\$54,768,964</b>	<b>\$75,932,255</b>	<b>\$80,083,076</b>	<b>\$79,092,212</b>	<b>\$79,146,788</b>

**OTHER FUNDS (Revenues Also Listed)**

<b>WATER ENTERPRISE FUND:</b>							
TOTAL REVENUES	\$ -	\$ 5,972,203	\$ 200,996	\$ 5,972,203	\$ 5,278,673	\$ 5,278,673	\$ -
TOTAL EXPENDITURES	\$ 4,599,695	\$ 5,967,203	\$ 2,716,212	\$ 6,044,203	\$ 5,604,607	\$ 5,379,607	\$ -
<b>SEWER DEPARTMENT:</b>							
TOTAL REVENUES	\$ 1,200,322	\$ 1,154,243	\$ 375,956	\$ 964,243	\$ 882,622	\$ 882,622	\$ 882,622
TOTAL EXPENDITURES	\$ 1,201,936	\$ 130,661	\$ 84,298	\$ 130,661	\$ 818,993	\$ 818,993	\$ 818,993
<b>RECREATION DEPARTMENT:</b>							
TOTAL REVENUES	\$80,498	\$72,500	\$80,159	\$90,000	\$72,500	\$163,000	\$163,000
TOTAL EXPENDITURES	\$78,671	\$227,916	\$33,116	\$72,500	\$72,500	\$163,000	

**Section IV**

**ADOPTED EXPENDITURES**

**DETAILED BY DEPARTMENT**

**FISCAL YEAR 2011-2012**

**GENERAL FUND**

**TOWN OF CUMBERLAND  
ADOPTED BUDGET  
FISCAL YEAR 2011-2012**

<b>GENERAL FUND EXPENDITURES</b>									
<b><u>Mayor's Office</u></b>									
Detail 2011-2012									
		<b>YR. End 06/30/10 Actual</b>	<b>Council Adopted FY 10:11</b>	<b>Adjusted Budget FY 10:11</b>	<b>Expended as of 3/31/11</b>	<b>Total Est. Expended FY 10:11</b>	<b>Dept. Proposed Budget FY 11:12</b>	<b>Mayor's Proposed Budget FY 11:12</b>	<b>Council Budget FY 11:12</b>
<b>010</b>	<b><u>Mayor's Office</u></b>								
1010	Regular Salaries	\$ 153,186	\$ 150,100	\$ 150,100	\$ 113,209	\$ 150,100	158,221	158,221	158,221
2070	Office Supplies	391	2,000	\$ 2,000	335	\$ 1,000	1,000	1,000	1,000
2160	Travel & Conventions	141	500	\$ 500	200	\$ 500	500	500	500
2170	Education & Training		500	\$ 500	138	\$ 200	200	200	200
2180	Dues & Subscriptions	654	900	\$ 900	1,457	\$ 1,500	1,500	1,500	1,500
3010	Contingency	81	2,000	\$ 2,000		\$ 400	400	400	400
4010	Office Equipment	1,940	1,700	\$ 1,700	2,058	\$ 2,100	2,100	2,100	2,100
4030	Computer Equipment			\$ -	1,601	\$ 1,600	1,600	1,600	1,600
9999	Other	1,135	2,000	\$ 2,000	123	\$ 500	500	500	500
	Efficiency Savings		(3,194)	\$ (3,194)			-	-	-
<b>010</b>	<b>TOTAL MAYOR'S OFFICE</b>	<b>\$ 157,528</b>	<b>\$ 156,506</b>	<b>\$ 156,506</b>	<b>\$ 119,121</b>	<b>\$ 157,900</b>	<b>\$ 166,021</b>	<b>\$ 166,021</b>	<b>\$ 166,021</b>

**TOWN OF CUMBERLAND  
ADOPTED BUDGET  
FISCAL YEAR 2011-2012**

<b>GENERAL FUND EXPENDITURES</b>	
<b>Mayor's Office</b>	
Detail 2011-2012	
<b>010</b>	<b><u>Permanent Services</u></b>
	1 Mayor 68,700
	1 Executive Assistant 49,668
	1 Administrative Assistant 39,853
<b>010</b>	<b>Total Permanent Services 158,221</b>
<b><u>Employee Benefits - Informational Purposes Only</u></b>	
	Health 32,726 *
	Dental 2,294
	Social Security 12,104
	Municipal Pension 14,481
	Life Insurance 1,053
	Workers' Comp 3,455
	<b>Total Benefits 66,114</b>

\* Executive Assistant does not have Blue Cross or Delta Dental Coverage.

**TOWN OF CUMBERLAND  
ADOPTED BUDGET  
FISCAL YEAR 2011-2012**

<b>GENERAL FUND EXPENDITURES</b>									
<b><u>Town Clerk</u></b>									
Detail 2011-2012									
		<b>YR. End</b>	<b>Council</b>	<b>Adjusted</b>	<b>Expended</b>	<b>Total Est.</b>	<b>Dept.</b>	<b>Mayor's</b>	<b>Council</b>
		<b>06/30/10</b>	<b>Adopted</b>	<b>Budget</b>	<b>as of</b>	<b>Expended</b>	<b>Proposed</b>	<b>Proposed</b>	<b>Budget</b>
		<b>Actual</b>	<b>FY 10:11</b>	<b>FY 10:11</b>	<b>3/31/11</b>	<b>FY 10:11</b>	<b>FY 11:12</b>	<b>FY 11:12</b>	<b>FY 11:12</b>
<b>011</b>	<b><u>Town Clerk</u></b>								
1010	Regular Salaries	\$ 207,361	\$ 179,299	\$ 179,299	\$ 142,583	\$ 179,299	154,354	154,354	154,354
1020	Overtime					\$ -		-	-
1025	Temporary Personnel					\$ -		-	-
1040	Longevity	2,100			1,000	\$ -	2,325	2,325	2,325
1060	Maintenance Agreements	7,945	11,000	11,000	5,432	\$ 11,000	15,000	15,000	15,000
2030	Repairs Office Equipment		500	500		\$ 500	250	250	250
2040	Dog Tags	373	500	500	373	\$ 373	400	400	400
2060	Postage	9,000	3,000	3,000	1,480	\$ 3,000	3,000	3,000	3,000
2070	Office Supplies	2,627	3,000	3,000	2,835	\$ 3,000	4,000	4,000	4,000
2180	Dues & Subscriptions	3,470	1,000	1,000	834	\$ 1,000	1,500	1,500	1,500
4010	Office Equipment	2,817	5,000	5,000	221	\$ 5,000	4,000	4,000	4,000
4030	Computer Equipment		2,000	2,000	100	\$ 2,000	2,000	2,000	2,000
4050	Plats/Records		15,000	15,000		\$ 15,000		-	-
4058	Land Evidence Doc.	10,878	3,000	3,000	5,082	\$ 3,000	11,000	11,000	11,000
4060	Computer Exp					\$ -		-	-
5010	Codification	3,678	5,000	5,000	5,620	\$ 5,000	4,500	4,500	4,500
	Efficiency Savings		(4,566)	(4,566)				-	-
<b>011</b>	<b>TOTAL TOWN CLERK</b>	<b>\$ 250,248</b>	<b>\$ 223,733</b>	<b>\$ 223,733</b>	<b>\$ 165,560</b>	<b>\$ 228,172</b>	<b>\$ 202,329</b>	<b>\$ 202,329</b>	<b>\$ 202,329</b>

**TOWN OF CUMBERLAND  
ADOPTED BUDGET  
FISCAL YEAR 2011-2012**

<b>GENERAL FUND EXPENDITURES</b>			
<b><u>Town Clerk</u></b>			
<b>Detail 2011-2012</b>			
<b>011</b>	<b><u>Permanent Services</u></b>		
	1 Town Clerk		51,317
	1 Deputy Town Clerk		-
	Clerk III	33,852	33,852
	2 Clerk III	33,543	67,085
	Longevity		2,100
<b>011</b>	<b>Total Permanent Services</b>		<b>154,354</b>
<b><u>Employee Benefits - Informational Purposes Only</u></b>			
	Health		71,805
	Dental		6,091
	Social Security		16,028
	Municipal Pension		14,941
	Life Insurance		1,179
	Workers' Comp		6,978
	<b>Total Benefits</b>		<b>117,022</b>

**TOWN OF CUMBERLAND  
ADOPTED BUDGET  
FISCAL YEAR 2011-2012**

<b>GENERAL FUND EXPENDITURES</b>										
<b><u>Town Officers</u></b>										
Detail 2011-2012										
		<b>YR. End 06/30/10 Actual</b>	<b>Council Adopted FY 10:11</b>	<b>Adjusted Budget FY 10:11</b>	<b>Expended as of 3/31/11</b>	<b>Total Est. Expended FY 10:11</b>	<b>Dept. Proposed Budget FY 11:12</b>	<b>Mayor's Proposed Budget FY 11:12</b>	<b>Council Budget FY 11:12</b>	
<b>012</b>	<b><u>Town Officers</u></b>									
1012	Town Sergeant	\$ 2,472	\$ 3,800	\$ 3,800	\$ 1,610	\$ 3,800	3,901	3,901	3,901	
1013	Sealer of Wts/Measures			\$ -		\$ -		-	-	
1014	Probate Judge	9,742	7,332	\$ 7,332	5,824	\$ 7,332	7,752	7,752	7,752	
2070	Probate supplies/exp		500	\$ 500	500	\$ 500	500	500	500	
4060	Computer Expense		1,000	\$ 1,000		\$ 1,000		-	-	
	Efficiency Savings		(197)	\$ (197)				-	-	
<b>012</b>	<b>TOTAL TOWN OFFICERS</b>	<b>\$ 12,214</b>	<b>\$ 12,435</b>	<b>\$ 12,435</b>	<b>\$ 7,934</b>	<b>\$ 12,632</b>	<b>\$ 12,153</b>	<b>\$ 12,153</b>	<b>\$ 12,153</b>	<b>\$ 12,153</b>

TOWN OF CUMBERLAND  
ADOPTED BUDGET  
FISCAL YEAR 2011-2012

Town Sergeant  
Probate Judge

3,901  
7,752

**THIS PAGE LEFT BLANK INTENTIONALLY**

**TOWN OF CUMBERLAND  
ADOPTED BUDGET  
FISCAL YEAR 2011-2012**

<b>GENERAL FUND EXPENDITURES</b>										
<b><u>Town Council</u></b>										
Detail 2011-2012										
		<b>YR. End</b>	<b>Council</b>	<b>Adjusted</b>	<b>Expended</b>	<b>Total Est.</b>	<b>Dept.</b>	<b>Mayor's</b>	<b>Council</b>	
		<b>06/30/10</b>	<b>Adopted</b>	<b>Budget</b>	<b>as of</b>	<b>Expended</b>	<b>Proposed</b>	<b>Proposed</b>	<b>Budget</b>	
		<b>Actual</b>	<b>FY 10:11</b>	<b>FY 10:11</b>	<b>3/31/11</b>	<b>FY 10:11</b>	<b>FY 11:12</b>	<b>FY 11:12</b>	<b>FY 11:12</b>	<b>FY 11:12</b>
<b>013</b>	<b><u>Town Council</u></b>									
1010	Regular Salaries	\$ 18,300	\$ 17,400	\$ 17,400	\$ 8,700	\$ 17,400	\$ 17,400	17,400	17,400	17,400
2060	Postage		500	\$ 500		\$ 500	500	500	500	500
2070	Office Supplies	1,939	2,000	\$ 2,000		\$ 2,000	2,000	2,000	2,000	2,000
2150	Advertising	4,225	7,000	\$ 7,000	2,203	\$ 7,000	7,000	7,000	7,000	7,000
3000	Special Services	4,984	6,000	\$ 6,000	3,720	\$ 6,000	6,000	6,000	6,000	6,000
9999	Other		1,000	\$ 1,000	55	\$ 1,000	1,000	1,000	1,000	1,000
	Efficiency Savings		(678)	\$ (678)				-		-
<b>013</b>	<b>TOTAL TOWN COUNCIL</b>	<b>\$ 11,148</b>	<b>\$ 33,222</b>	<b>\$ 33,222</b>	<b>\$ 14,678</b>	<b>\$ 33,900</b>	<b>\$ 33,900</b>	<b>\$ 33,900</b>	<b>\$ 33,900</b>	<b>\$ 33,900</b>

**TOWN OF CUMBERLAND  
ADOPTED BUDGET  
FISCAL YEAR 2011-2012**

<b>GENERAL FUND EXPENDITURES</b>			
<b><u>Town Council</u></b>			
Detail 2011-2012			
<b>013</b>	<b><u>Permanent Services</u></b>		
	1 Council President		3,000
	6 Councilors	2,400	14,400
<b>013</b>	<b><u>Permanent Services</u></b>		<b>17,400</b>
<b><u>Employee Benefits - Informational Purposes Only</u></b>			
	Social Security		1,331
	Municipal Pension		697
	Workers' Comp		580
	<b>Total Benefits</b>		<b>2,608</b>

**TOWN OF CUMBERLAND  
ADOPTED BUDGET  
FISCAL YEAR 2011-2012**

<b>GENERAL FUND EXPENDITURES</b>									
<u>Legal</u>									
Detail 2011-2012									
		<b>YR. End 06/30/10 Actual</b>	<b>Council Adopted FY 10:11</b>	<b>Adjusted Budget FY 10:11</b>	<b>Expended as of 3/31/11</b>	<b>Total Est. Expended FY 10:11</b>	<b>Dept. Proposed Budget FY 11:12</b>	<b>Mayor's Proposed Budget FY 11:12</b>	<b>Council Budget FY 11:12</b>
<b>014</b>	<b><u>Legal</u></b>								
1010	Regular Salaries	\$ 114,415	\$ 116,177	\$ 116,177	\$ 82,360	\$ 116,177	119,873	119,873	119,873
2070	Office Supplies	1,272	850	\$ 850	1,240	\$ 1,350	1,350	1,350	1,350
2130	Telephone	250	750	\$ 750	200	\$ 500	500	500	500
2180	Dues & Subscriptions	1,688	1,000	\$ 1,000	1,235	\$ 1,300	1,300	1,300	1,300
3000	Special Services	5,085	15,000	\$ 15,000	8,033	\$ 15,000	15,000	15,000	15,000
3020	Prosecutor	15,000	18,000	\$ 18,000	9,000	\$ 18,000	18,000	18,000	18,000
3025	Zoning - Special Services	21,549	12,000	\$ 12,000	1,573	\$ 6,000	12,000	12,000	12,000
3100	Extraordinary Expense	3,232	15,000	\$ 15,000		\$ 7,000	30,000	30,000	30,000
4000	Small Claims	4,389	4,000	\$ 4,000	2,932	\$ 4,000	4,000	4,000	4,000
	Efficiency Savings		(3,656)	\$ (3,656)		\$ -	-	-	-
<b>014</b>	<b>TOTAL LEGAL</b>	<b>\$ 166,881</b>	<b>\$ 179,121</b>	<b>\$ 179,121</b>	<b>\$ 106,573</b>	<b>\$ 169,327</b>	<b>\$ 202,023</b>	<b>\$ 202,023</b>	<b>\$ 202,023</b>

**TOWN OF CUMBERLAND  
ADOPTED BUDGET  
FISCAL YEAR 2011-2012**

<b>GENERAL FUND EXPENDITURES</b>	
<b>Legal</b>	
Detail 2011-2012	
<b>014</b>	<b><u>Permanent Services</u></b>
	Town Solicitor 82,120
	HR Assistant 5,133
	Legal Assistant 32,620
<b>014</b>	<b>Permanent Services 119,873</b>
<b><u>Employee Benefits - Informational Purposes Only</u></b>	
	Health 16,363 *
	Dental 1,147
	Social Security 9,170
	Municipal Pension 11,604
	Life Insurance 786
	Workers' Comp 3,869
	<b>Total Benefits 42,939</b>

\* Solicitor and HR Assistant do not have Blue Cross or Delta Dental coverage.

**TOWN OF CUMBERLAND  
ADOPTED BUDGET  
FISCAL YEAR 2011-2012**

<b>GENERAL FUND EXPENDITURES</b>											
<b>Zoning</b>											
Detail 2011-2012											
		<b>YR. End</b>	<b>Council</b>	<b>Adjusted</b>	<b>Expended</b>	<b>Total Est.</b>	<b>Dept.</b>	<b>Mayor's</b>	<b>Council</b>		
		<b>06/30/10</b>	<b>Adopted</b>	<b>Budget</b>	<b>as of</b>	<b>Expended</b>	<b>Budget</b>	<b>Budget</b>	<b>Budget</b>		
		<b>Actual</b>	<b>FY 10:11</b>	<b>FY 10:11</b>	<b>3/31/11</b>	<b>FY 10:11</b>	<b>FY 11:12</b>	<b>FY 11:12</b>	<b>FY 11:12</b>		<b>FY 11:12</b>
<b>015</b>	<b>Zoning</b>										
1010	Board Salaries	\$ 33,267	\$ 35,794	\$ 35,794	\$ 29,412	\$ 35,794	35,794	35,794	35,794		35,794
1040	Longevity		550	\$ 550		\$ -	-	-	-		-
2060	Postage		900	\$ 900	184	\$ 300	300	300	300		300
2070	Office Supplies	53	500	\$ 500	326	\$ 500	500	500	500		500
2150	Advertising	(2,428)	4,000	\$ 4,000	(2,471)	\$ -	1,000	1,000	1,000		1,000
2151	Zoning Board Training			\$ -		\$ -	-	-	-		-
3000	Special Services	6,206	11,000	\$ 11,000	2,390	\$ 4,000	6,000	6,000	6,000		6,000
9999	Other	1,400	1,400	\$ 1,400		\$ 400	1,000	1,000	1,000		1,000
	Efficiency Savings		(1,083)	\$ (1,083)		\$ -	-	-	-		-
<b>015</b>	<b>TOTAL ZONING</b>	<b>\$ 38,498</b>	<b>\$ 53,061</b>	<b>\$ 53,061</b>	<b>\$ 29,841</b>	<b>\$ 40,994</b>	<b>\$ 44,594</b>	<b>\$ 44,594</b>	<b>\$ 44,594</b>		<b>\$ 44,594</b>

**TOWN OF CUMBERLAND  
ADOPTED BUDGET  
FISCAL YEAR 2011-2012**

<b>GENERAL FUND EXPENDITURES</b>			
<b>Zoning</b>			
Detail 2011-2012			
<b>015</b>	<b><u>Permanent Services</u></b>		
	1 Chairperson		900
	4 Members	750	3,000
	2 Alternates	750	1,500
<b>015</b>	<b>Permanent Services</b>		<b>5,400</b>
<b><u>Employee Benefits - Informational Purposes Only</u></b>			
	Health		16,363
	Dental		1,147
	Social Security		-
	Municipal Pension		-
	Life Insurance		197
	Workers' Comp		1,031
	<b>Total Benefits</b>		<b>18,738</b>

**TOWN OF CUMBERLAND  
ADOPTED BUDGET  
FISCAL YEAR 2011-2012**

<b>GENERAL FUND EXPENDITURES</b>									
<b>Planning</b>									
Detail 2011-2012									
		<b>YR. End 06/30/10 Actual</b>	<b>Council Adopted FY 10:11</b>	<b>Adjusted Budget FY 10:11</b>	<b>Expended as of 3/31/11</b>	<b>Total Est. Expended FY 10:11</b>	<b>Dept. Proposed Budget FY 11:12</b>	<b>Mayor's Proposed Budget FY 11:12</b>	<b>Council Budget FY 11:12</b>
<b>016</b>	<b>Planning</b>								
1010	Regular Salaries	\$ 141,654	\$ 140,346	\$ 140,346	\$ 110,035	\$ 140,346	144,648	144,648	144,648
2016	Board Stipends		5,000	\$ 5,000		\$ 5,000	5,000	5,000	5,000
1040	Longevity	200	200	\$ 200	200	\$ 200	550	550	550
1072	Intern	3,238	3,000	\$ 3,000	488	\$ 1,000	1,000	1,000	1,000
2070	Office Supplies	406	2,000	\$ 2,000	917	\$ 1,200	1,200	1,200	1,200
2150	Advertising	1,696	2,500	\$ 2,500	110	\$ 500	500	500	500
2151	Planning Board Training		2,000	\$ 2,000		\$ 500	500	500	500
2160	Travel & Conventions	514	600	\$ 600		\$ 600	600	600	600
2170	Education & Training	390	500	\$ 500		\$ 500	500	500	500
2180	Dues & Subscriptions		500	\$ 500		\$ 500	500	500	500
2190	Professional Services			\$ -		\$ -	-	-	-
4031	Copier Lease	488	3,500	\$ 3,500		\$ 3,500	3,500	3,500	3,500
4046	Comprehensive Planning	2,000	15,000	\$ 15,000		\$ -	-	-	-
4065	Planning Board Consultants	5,150	5,000	\$ 5,000	3,874	\$ 5,000	5,000	5,000	5,000
5018	GIS Systems	1,400	4,000	\$ 4,000		\$ 2,000	2,000	2,000	2,000
5460	Economic Development	4,125	18,000	\$ 18,000	7,086	\$ 18,000	8,000	8,000	8,000
	Efficiency Savings		(4,043)	\$ (4,043)		\$ -	-	-	-
<b>016</b>	<b>TOTAL PLANNING</b>	<b>\$ 161,262</b>	<b>\$ 198,103</b>	<b>\$ 198,103</b>	<b>\$ 122,710</b>	<b>\$ 178,846</b>	<b>\$ 173,498</b>	<b>\$ 173,498</b>	<b>\$ 173,498</b>

**TOWN OF CUMBERLAND  
ADOPTED BUDGET  
FISCAL YEAR 2011-2012**

<b>GENERAL FUND EXPENDITURES</b>	
<b>Planning</b>	
Detail 2011-2012	
<b>016</b>	<b><u>Permanent Services</u></b>
	Planning & Community Development Director 70,250
	.6 Town Planner 23,059
	.4 Town Planner 20,253
	1 Clerk III 31,086
	Longevity 550
<b>016</b>	<b>Permanent Services 145,198</b>
<b><u>Employee Benefits - Informational Purposes Only</u></b>	
	Health 16,363 *
	Dental 1,147
	Social Security 11,108
	Municipal Pension 8,791
	Life Insurance 589
	Workers' Comp 4,681
	<b>Total Benefits 42,678</b>

\* Town Planners do not have Blue Cross or Delta Dental coverage.

**TOWN OF CUMBERLAND  
ADOPTED BUDGET  
FISCAL YEAR 2011-2012**

<b>GENERAL FUND EXPENDITURES</b>										
<b><u>Board of Canvassing</u></b>										
Detail 2011-2012										
		<b>YR. End 06/30/10 Actual</b>	<b>Council Adopted FY 10:11</b>	<b>Adjusted Budget FY 10:11</b>	<b>Expended as of 3/31/11</b>	<b>Total Est. Expended FY 10:11</b>	<b>Dept. Proposed Budget FY 11:12</b>	<b>Mayor's Proposed Budget FY 11:12</b>	<b>Council Budget FY 11:12</b>	
<b>017</b>	<b><u>Board of Canvassing</u></b>									
1010	Regular Salaries	\$ 32,555	\$ 30,394	\$ 30,394	\$ 23,306	\$ 30,394	33,543	33,543	33,543	
1020	Overtime			\$ -		\$ -		-	-	
1030	Election Worker Stipend	6,846	40,500	\$ 40,500	35,125	\$ 35,125	7,500	7,500	7,500	
1040	Longevity	550		\$ -	550	\$ 550	625	625	625	
2030	Repairs Office Equip	(391)		\$ -		\$ -		-	-	
2060	Postage		1,500	\$ 1,500	2,671	\$ 1,500	3,000	3,000	3,000	
2070	Office Supplies	167	2,000	\$ 2,000	1,162	\$ 1,400	2,000	2,000	2,000	
2150	Advertising		1,000	\$ 1,000	796	\$ 1,000	1,000	1,000	1,000	
3000	Special Services		1,000	\$ 1,000	1,191	\$ 1,200	30,000	30,000	30,000	
4010	Office Equipment		1,000	\$ 1,000	1,000	\$ 1,000	1,000	1,000	1,000	
4030	Computer Equipment		500	\$ 500		\$ -		-	-	
4070	Mileage		200	\$ 200	159	\$ 200	300	300	300	
4080	Rentals		500	\$ 500	500	\$ 500	350	350	350	
	Efficiency Savings		(1,572)	\$ (1,572)		\$ -		-	-	
<b>017</b>	<b>TOTAL CANVASSING</b>	\$ 39,727	\$ 77,022	\$ 77,022	\$ 66,460	\$ 72,869	\$ 79,318	\$ 79,318	\$ 79,318	

**TOWN OF CUMBERLAND  
ADOPTED BUDGET  
FISCAL YEAR 2011-2012**

<b>GENERAL FUND EXPENDITURES</b>		
<u>Board of Canvassing</u>		
Detail 2011-2012		
<b>017</b>	<b><u>Permanent Services</u></b>	
	1 Canvassing Clerk III	33,543
	Longevity	550
<b>017</b>	<b>Permanent Services</b>	<b>34,093</b>
<b><u>Employee Benefits - Informational Purposes Only</u></b>		
	Health	6,352
	Dental	356
	Social Security	2,367
	Municipal Pension	2,881
	Life Insurance	197
	Workers' Comp	1,031
	<b>Total Benefits</b>	<b>13,184</b>

**TOWN OF CUMBERLAND  
ADOPTED BUDGET  
FISCAL YEAR 2011-2012**

<b>GENERAL FUND EXPENDITURES</b>										
<b><u>Information Technology</u></b>										
Detail 2011-2012										
		<b>YR. End</b>	<b>Council</b>	<b>Adjusted</b>	<b>Expended</b>	<b>Total Est.</b>	<b>Dept.</b>	<b>Mayor's</b>	<b>Council</b>	
		<b>06/30/10</b>	<b>Adopted</b>	<b>Budget</b>	<b>as of</b>	<b>Expended</b>	<b>Budget</b>	<b>Budget</b>	<b>Budget</b>	
		<b>Actual</b>	<b>FY 10:11</b>	<b>FY 10:11</b>	<b>3/31/11</b>	<b>FY 10:11</b>	<b>FY 11:12</b>	<b>FY 11:12</b>	<b>FY 11:12</b>	<b>FY 11:12</b>
<b>018</b>	<b><u>Information Technology</u></b>									
1010	Info Tech Coordinator	\$ 52,700	\$ 51,800	\$ 51,800	45,900	\$ 51,800	51,800	51,800	51,800	51,800
4022	Network Mgnt. Services	11,129	4,050	\$ 4,050		\$ 4,050	4,050	4,050	4,050	4,050
4027	Software Opal		11,500	\$ 11,500	4,807	\$ 11,500	12,027	12,027	12,027	12,027
4030	Computer Equipment	38,737	19,000	\$ 19,000	250	\$ 9,000	16,000	16,000	16,000	16,000
4060	Computer Expense	6,386	9,150	\$ 9,150	4,001	\$ 9,150	9,150	9,150	9,150	9,150
	Efficiency Savings		(1,910)	\$ (1,910)		\$ -	-	-	-	-
<b>018</b>	<b>TOTAL TECHNOLOGY</b>	<b>\$ 108,951</b>	<b>\$ 93,590</b>	<b>\$ 93,590</b>	<b>\$ 54,958</b>	<b>\$ 85,500</b>	<b>\$ 93,027</b>	<b>\$ 93,027</b>	<b>\$ 93,027</b>	<b>\$ 93,027</b>

TOWN OF CUMBERLAND  
ADOPTED BUDGET  
FISCAL YEAR 2011-2012

<b>GENERAL FUND EXPENDITURES</b>		
<b><u>Information Technology</u></b>		
Detail 2011-2012		
<b>018</b>	<b><u>Permanent Services</u></b>	
	1 Information Technology Coordinator	51,800
<b>018</b>	<b>Total Permanent Services</b>	<b>51,800</b>

**TOWN OF CUMBERLAND  
ADOPTED BUDGET  
FISCAL YEAR 2011-2012**

<b>GENERAL FUND EXPENDITURES</b>										
<b><u>Children &amp; Learning</u></b>										
Detail 2011-2012										
		<b>YR. End 06/30/10 Actual</b>	<b>Council Adopted FY 10:11</b>	<b>Adjusted Budget FY 10:11</b>	<b>Expended as of 3/31/11</b>	<b>Total Est. Expended FY 10:11</b>	<b>Dept. Proposed Budget FY 11:12</b>	<b>Mayor's Proposed Budget FY 11:12</b>	<b>Council Budget FY 11:12</b>	
<b>019</b>	<b><u>Children &amp; Learning</u></b>									
1010	Regular Salaries	\$ 55,984	\$ 51,800	\$ 51,800	\$ 28,349	\$ 51,800	58,438	58,438	58,438	
2060	Postage	118	500	500	70	150	500	500	500	
2070	Office Supplies	1,551	2,000	2,000	1,689	2,000	2,000	2,000	2,000	
2100	Gas & Maintenance	5,676	6,000	6,000	4,606	5,250	5,250	5,250	5,250	
2130	Telephone	2,019	3,600	3,600	1,406	2,200	2,200	2,200	2,200	
2160	Travel & Conventions			\$ -	20	20	100	100	100	
2170	Education & Training	90	500	500	126	200	200	200	200	
2180	Dues & Subscriptions	43	500	500	(11)	150	150	150	150	
4010	Office Equipment	5,875	4,540	4,540	2,998	3,540	3,540	3,540	3,540	
	Literacy & Math Programs						50,000	50,000	50,000	
6000	Grant Match			\$ -		\$ -	25,000	25,000	25,000	
	Efficiency Savings		(1,389)	(1,389)		\$ -		-	-	
<b>019</b>	<b>TOTAL CHILDREN &amp; LEA</b>	<b>\$ 71,356</b>	<b>\$ 68,051</b>	<b>\$ 68,051</b>	<b>\$ 39,253</b>	<b>\$ 65,310</b>	<b>\$ 147,378</b>	<b>\$ 147,378</b>	<b>\$ 147,378</b>	

**TOWN OF CUMBERLAND  
ADOPTED BUDGET  
FISCAL YEAR 2011-2012**

<b>GENERAL FUND EXPENDITURES</b>		
<b><u>Children &amp; Learning</u></b>		
Detail 2011-2012		
<b>019</b>	<b><u>Permanent Services</u></b>	
	1 Director Office for Children & Learning	58,438
<b>019</b>	<b>Total Permanent Services</b>	58,438
	<b><u>Employee Benefits - Informational Purposes Only</u></b>	
	Health	16,363
	Dental	1,147
	Social Security	4,471
	Municipal Pension	5,657
	Life Insurance	393
	Workers' Comp	1,725
	<b>Total Benefits</b>	29,757

**TOWN OF CUMBERLAND  
ADOPTED BUDGET  
FISCAL YEAR 2011-2012**

<b>GENERAL FUND EXPENDITURES</b>										
<b>Finance</b>										
Detail 2011-2012										
		<b>YR. End</b>	<b>Council</b>	<b>Adjusted</b>	<b>Expended</b>	<b>Total Est.</b>	<b>Dept.</b>	<b>Mayor's</b>	<b>Council</b>	
		<b>06/30/10</b>	<b>Adopted</b>	<b>Budget</b>	<b>as of</b>	<b>Expended</b>	<b>Proposed</b>	<b>Proposed</b>	<b>Budget</b>	
		<b>Actual</b>	<b>FY 10:11</b>	<b>FY 10:11</b>	<b>3/31/11</b>	<b>FY 10:11</b>	<b>FY 11:12</b>	<b>FY 11:12</b>	<b>FY 11:12</b>	<b>FY 11:12</b>
<b>020</b>	<b>Finance</b>									
1010	Regular Salaries	\$ 339,773	\$ 331,938	\$ 331,938	\$ 223,559	\$ 296,938	349,833	349,833	349,833	349,833
1020	Overtime	2,975		\$ -	1,462	\$ 1,462	300	300	300	300
1040	Longevity	2,550	3,700	\$ 3,700	2,750	\$ 3,700	3,750	3,750	3,750	3,750
1050	Bank Charges	317	3,000	\$ 3,000	111	\$ 250	250	250	250	250
1055	Credit Card Fees	43,887	10,000	\$ 10,000	36,140	\$ 60,000	20,000	10,000	10,000	10,000
1065	Payroll Exp	23,780	24,000	\$ 24,000	16,447	\$ 24,000	24,000	24,000	24,000	24,000
2030	Repair Office Equipment			\$ -		\$ -	-	-	-	-
2060	Postage	12,064	20,350	\$ 20,350	27,839	\$ 40,000	40,000	40,000	40,000	40,000
2070	Office Supplies	7,112	2,550	\$ 2,550	2,353	\$ 2,550	2,550	2,550	2,550	2,550
2130	Telephone	1,561	840	\$ 840	400	\$ 840	840	840	840	840
2160	Travel & Conventions	464	900	\$ 900		\$ -	400	400	400	400
2170	Education & Training	20	200	\$ 200	140	\$ 200	200	200	200	200
2180	Dues & Subscriptions	4,559	200	\$ 200		\$ 100	100	100	100	100
4010	Office Equipment	7,929	3,000	\$ 3,000	1,120	\$ 2,000	1,250	1,250	1,250	1,250
4060	Computer Expense		200	\$ 200		\$ 200	200	200	200	200
5011	Insurances	294,633	300,000	\$ 300,000	310,922	\$ 320,000	-	-	-	-
5020	Audit	35,561	41,000	\$ 41,000	16,813	\$ 41,000	31,000	31,000	31,000	31,000
6000	Tax Collection Expense	108,319	28,000	\$ 28,000	20,641	\$ 28,000	28,000	28,000	28,000	28,000
	Efficiency Savings		(15,398)	\$ (15,398)		\$ -	-	-	-	-
<b>020</b>	<b>TOTAL FINANCE</b>	<b>\$ 885,504</b>	<b>\$ 754,480</b>	<b>\$ 754,480</b>	<b>\$ 660,697</b>	<b>\$ 821,240</b>	<b>\$ 502,673</b>	<b>\$ 492,673</b>	<b>\$ 492,673</b>	<b>\$ 492,673</b>

**TOWN OF CUMBERLAND  
ADOPTED BUDGET  
FISCAL YEAR 2011-2012**

<b>GENERAL FUND EXPENDITURES</b>			
<b>Finance</b>			
Detail 2011-2012			
<b>020</b>	<b><u>Permanent Services</u></b>		
	Finance Director		60,000
	Assistant Finance Director		63,909
	Accounting Supv /Personnel Asst		45,984
	Accountant		36,000
	2 Chief Clerk	76,546	76,546
	Clerk III		33,852
	Clerk III		33,543
	Longevity		3,750
<b>020</b>	<b>Permanent Services</b>		<b>353,583</b>
	<b><u>Employee Benefits - Informational Purposes Only</u></b>		
	Health		88,171 *
	Dental		6,091
	Social Security		27,049
	Municipal Pension		34,227
	Life Insurance		1,966
	Workers' Comp		11,178
	<b>Total Benefits</b>		<b>168,683</b>

**TOWN OF CUMBERLAND  
ADOPTED BUDGET  
FISCAL YEAR 2011-2012**

<b>GENERAL FUND EXPENDITURES</b>									
<b>Assessor</b>									
Detail 2011-2012									
		<b>YR. End 06/30/10 Actual</b>	<b>Council Adopted FY 10:11</b>	<b>Adjusted Budget FY 10:11</b>	<b>Expended as of 3/31/11</b>	<b>Total Est. Expended FY 10:11</b>	<b>Dept. Proposed Budget FY 11:12</b>	<b>Mayor's Proposed Budget FY 11:12</b>	<b>Council Budget FY 11:12</b>
<b>022</b>	<b>Assessor</b>								
1010	Regular Salaries	\$ 151,121	\$ 154,390	\$ 154,390	126,529	\$ 154,390	164,744	164,744	164,744
1015	Board Stipends	900		\$ -	900	\$ -	900	900	900
1040	Longevity	1,100	750	\$ 750	1,100	\$ 750	1,100	1,100	1,100
2030	Repairs Office Equip	150	1,500	\$ 1,500	150	\$ 1,500	1,500	1,500	1,500
2060	Postage	739	1,500	\$ 1,500	2,015	\$ 1,500	1,500	1,500	1,500
2070	Office Supplies	2,235	2,500	\$ 2,500	684	\$ 2,500	2,500	2,500	2,500
2100	Gas & Auto Expenses	1,575	2,000	\$ 2,000	1,071	\$ 2,000	2,000	2,000	2,000
2130	Telephone	550	600	\$ 600	400	\$ 600	600	600	600
2150	Legal Advertising		500	\$ 500		\$ 500	500	500	500
2159	Travel & Conferences	70	1,000	\$ 1,000	500	\$ 1,000	1,000	1,000	1,000
2170	Training & Education	56	650	\$ 650	320	\$ 650	650	650	650
2180	Dues & Subscriptions	176	1,250	\$ 1,250	2,433	\$ 1,250	1,250	1,250	1,250
4010	Office Equipment	4,661	3,500	\$ 3,500	2,278	\$ 3,500	3,500	3,500	3,500
4030	Computer Equipment	459	5,000	\$ 5,000	712	\$ 5,000	5,000	5,000	5,000
4060	Computer Expense	3,198	4,500	\$ 4,500		\$ 4,500		-	-
6005	PWSB Legal & Eng Fees	2,010		\$ -		\$ -	26,000	-	-
	Revaluation			\$ -		\$ -	183,000	-	-
9999	Other	3,301	500	\$ 500	60	\$ 500	500	500	500
	Efficiency Savings		(3,603)	\$ (3,603)		\$ -		-	-
<b>022</b>	<b>TOTAL ASSESSOR</b>	<b>\$ 172,301</b>	<b>\$ 176,537</b>	<b>\$ 176,537</b>	<b>\$ 139,152</b>	<b>\$ 180,140</b>	<b>\$ 396,244</b>	<b>\$ 187,244</b>	<b>\$ 187,244</b>

**TOWN OF CUMBERLAND  
ADOPTED BUDGET  
FISCAL YEAR 2011-2012**

<b>GENERAL FUND EXPENDITURES</b>			
<b>Assessor</b>			
Detail 2011-2012			
<b>022</b>	<b><u>Permanent Services</u></b>		
	Assessor		58,279
	Deputy Assessor		38,316
	2 Clerk III	33,524	67,049
	Longevity		1,100
<b>022</b>	<b>Permanent Services</b>		<b>164,744</b>
<b><u>Employee Benefits - Informational Purposes Only</u></b>			
	Health		39,079
	Dental		3,797
	Social Security		12,603
	Municipal Pension		15,947
	Life Insurance		1,179
	Workers' Comp		5,001
	<b>Total Benefits</b>		<b>77,606</b>

**TOWN OF CUMBERLAND  
ADOPTED BUDGET  
FISCAL YEAR 2011-2012**

<b>GENERAL FUND EXPENDITURES</b>									
<b>Police</b>									
Detail 2011-2012									
	<b>YR. End 06/30/10 Actual</b>	<b>Council Adopted FY 10:11</b>	<b>Adjusted Budget FY 10:11</b>	<b>Expended as of 3/31/11</b>	<b>Total Est. Expended FY 10:11</b>	<b>Dept. Proposed Budget FY 11:12</b>	<b>Mayor's Proposed Budget FY 11:12</b>	<b>Council Budget FY 11:12</b>	
<b>023</b>	<b><u>Police</u></b>								
1010	Regular Salaries	\$ 2,833,685	\$ 2,873,469	\$ 2,873,469	\$ 1,940,924	\$ 2,873,469	2,715,882	2,715,882	2,715,882
1019	Holiday Pay	13,420	25,978	\$ 25,978		\$ 25,978	25,797	25,797	25,797
1020	Overtime	52,199	70,000	\$ 70,000	39,409	\$ 70,000	80,000	80,000	80,000
1040	Longevity	133,712	135,500	\$ 135,500	113,119	\$ 135,500	133,864	133,864	133,864
1043	Retirement Leave Payout	67,879		\$ -		\$ -		50,000	50,000
1044	Police Sick Leave	66,808	15,000	\$ 15,000	106,967	\$ 15,000	15,000	15,000	15,000
1047	Detail	(4,869)		\$ -	(46,159)	\$ -		-	-
1048	Town Edu Stipend		9,500	\$ 9,500	8,500	\$ 9,500	10,500	10,500	10,500
1049	Detective Stipend	1,200	1,200	\$ 1,200	1,000	\$ 1,000	1,000	1,000	1,000
1050	Clothing/Cleaning	85,888	85,000	\$ 85,000	84,387	\$ 85,000	87,375	87,375	87,375
1051	Officer Safety & Training	(12,087)		\$ -	(11,360)	\$ -		-	-
1080	Special Services	7,173	7,000	\$ 7,000	3,164	\$ 7,000	7,000	7,000	7,000
1090	Accreditation Annual Fees	4,325	4,350	\$ 4,350		\$ 4,350	4,350	4,350	4,350
2010	Repairs Building	6,189	10,500	\$ 10,500	4,848	\$ 10,500	13,000	13,000	13,000
2040	Repairs Vehicles	(36,860)	25,000	\$ 25,000	29,614	\$ 25,000	40,000	40,000	40,000
2055	Vehicle Replacement	75,835	78,000	\$ 78,000	75,835	\$ 78,000	105,000	105,000	105,000
2070	Office Supplies & Exp.	(6,036)	10,000	\$ 10,000	(4,070)	\$ 10,000	10,000	10,000	10,000
2090	Janitorial Supplies	2,113	3,500	\$ 3,500	2,178	\$ 3,500	3,500	3,500	3,500
2100	Gas and Oil	88,173	65,000	\$ 65,000	38,090	\$ 65,000	70,000	70,000	70,000
2110	Heating/AC	7,113	8,000	\$ 8,000	3,406	\$ 8,000	8,000	8,000	8,000
2120	Electricity	21,023	18,000	\$ 18,000	13,160	\$ 18,000	20,000	20,000	20,000
2130	Telephone	33,549	30,000	\$ 30,000	20,846	\$ 30,000	35,000	35,000	35,000
2140	Water	691	1,100	\$ 1,100	369	\$ 1,100	1,100	1,100	1,100
2150	Advertising	920	7,900	\$ 7,900	716	\$ 7,900	7,900	7,900	7,900
2155	Weapons & Ammo	12,798	13,500	\$ 13,500	4,837	\$ 13,500	15,000	15,000	15,000
2160	Ballistic Vest		3,000	\$ 3,000		\$ 3,000	3,000	3,000	3,000
2165	Personnel Equipment	21,225	12,000	\$ 12,000	4,963	\$ 12,000	28,000	28,000	28,000
2170	Education & Training	52,479	35,000	\$ 35,000	20,556	\$ 35,000	40,000	40,000	40,000

**TOWN OF CUMBERLAND  
ADOPTED BUDGET  
FISCAL YEAR 2011-2012**

2175	Photography & ID	15,142	16,000	\$ 16,000	4,050	\$ 16,000	16,000	16,000	16,000	16,000
2180	Dues & Subscriptions	5,227	3,500	\$ 3,500	3,264	\$ 3,500	3,500	3,500	3,500	3,500
4030	Radio & Computer Equip	31,304	32,000	\$ 32,000	26,030	\$ 32,000	35,000	35,000	35,000	35,000
4045	Special Operations	6,230	12,000	\$ 12,000	2,775	\$ 12,000	12,000	12,000	12,000	12,000
5000	Uncovered Medical	49	3,500	\$ 3,500		\$ 3,500	3,500	3,500	3,500	3,500
6000	Grant Match Funds	8,395	10,000	\$ 10,000		\$ 10,000	10,000	10,000	10,000	10,000
6100	Accreditation Bonus	47,000	49,000	\$ 49,000	46,000	\$ 49,000	46,000	46,000	46,000	46,000
	Efficiency Savings		(73,470)	\$ (73,470)					-	-
<b>023</b>	<b>TOTAL POLICE</b>	<b>\$ 3,641,890</b>	<b>\$ 3,600,027</b>	<b>\$ 3,600,027</b>	<b>\$ 2,537,418</b>	<b>\$ 3,673,297</b>	<b>\$ 3,606,268</b>	<b>\$ 3,656,268</b>	<b>\$ 3,656,268</b>	<b>\$ 3,656,268</b>

**TOWN OF CUMBERLAND  
ADOPTED BUDGET  
FISCAL YEAR 2011-2012**

**GENERAL FUND EXPENDITURES**

**Police**

Detail 2011-2012

**023 Permanent Services**

1 Chief of Police		74,000
1 Deputy Chief		71,189
4 Detectives	55,801	223,205
3 Captains	65,682	197,045
1 Lieutenants	61,687	61,687
1 Lieutenants	56,784	56,784
2 Sergeants	60,962	121,925
2 Sergeants	60,392	120,783
2 Sergeants	54,080	108,160
3 Sergeants	59,822	179,466
1 Patrol Officer	56,864	56,864
2 Patrol Officers	56,333	112,665
9 Patrol Officers	55,801	502,211
3 Patrol Officers	55,785	167,354
1 Patrol Officer	55,263	55,263
1 Patrol Officer	54,988	54,988
1 Patrol Officer	53,960	53,960
1 Patrol Officer	44,962	44,962
3 Patrol Officer	44,541	133,624
4 Patrol Officers	44,121	176,485
1 Conf. Sec. To Chief		36,247
1 Clerk III		33,852
1 Maintenance		39,312
1 VIN Clerk		33,852
1 Assistant to EMA Director		
Longevity		133,864

**023 Permanent Services** 2,849,746

**Employee Benefits - Informational Purposes Only**

**TOWN OF CUMBERLAND  
ADOPTED BUDGET  
FISCAL YEAR 2011-2012**

Health	704,383
Dental	48,218
Social Security	218,006
Police Pension	1,400,000
Municipal Pension	13,868
Life Insurance	12,458
Workers' Comp	7,001
<b>Total Benefits</b>	<b>2,403,933</b>

**TOWN OF CUMBERLAND  
ADOPTED BUDGET  
FISCAL YEAR 2011-2012**

<b>GENERAL FUND EXPENDITURES</b>											
<b><u>Municipal Court</u></b>											
Detail 2011-2012											
		<b>YR. End</b>	<b>Council</b>	<b>Adjusted</b>	<b>Expended</b>	<b>Total Est.</b>	<b>Dept.</b>	<b>Mayor's</b>	<b>Council</b>		
		<b>06/30/10</b>	<b>Adopted</b>	<b>Budget</b>	<b>as of</b>	<b>Expended</b>	<b>Proposed</b>	<b>Proposed</b>	<b>Budget</b>		
		<b>Actual</b>	<b>FY 10:11</b>	<b>FY 10:11</b>	<b>3/31/11</b>	<b>FY 10:11</b>	<b>FY 11:12</b>	<b>FY 11:12</b>	<b>FY 11:12</b>		<b>Council</b>
											<b>Budget</b>
											<b>FY 11:12</b>
<b>024</b>	<b><u>Municipal Court</u></b>										
1010	Municipal Court Salaries	\$ 41,449	\$ 36,154	\$ 36,154	\$ 30,462	\$ 36,154	37,112	37,112			37,112
2060	Postage		600	600	262	350	350	350			350
2070	Office Supplies	547	1,500	1,500	407	600	600	600			600
2180	Dues & Subscriptions	140	150	150	60	150	150	150			150
2199	RI Traffic Tribunal			-		-	-	-			-
4060	Computer Expenses		3,500	3,500	4,589	4,600	6,600	6,600			6,600
	Efficiency Savings		(838)	(838)				-			-
<b>024</b>	<b>TOTAL MUNICIPAL COUR</b>	<b>\$ 42,137</b>	<b>\$ 41,066</b>	<b>\$ 41,066</b>	<b>\$ 35,780</b>	<b>\$ 41,854</b>	<b>\$ 44,812</b>	<b>\$ 44,812</b>	<b>\$</b>	<b>\$ 44,812</b>	<b>\$ 44,812</b>

**TOWN OF CUMBERLAND  
ADOPTED BUDGET  
FISCAL YEAR 2011-2012**

<b>GENERAL FUND EXPENDITURES</b>	
<b><u>Municipal Court</u></b>	
Detail 2011-2012	
<b>024</b>	<b><u>Permanent Services</u></b>
	1 Municipal Court Judge 7,763
	1 Municipal Court Clerk 29,349
<b>024</b>	<b>Permanent Services 37,112</b>
<b><u>Employee Benefits - Informational Purposes Only</u></b>	
	Health - *
	Dental -
	Social Security 2,839
	Municipal Pension 2,841
	Life Insurance 197
	Workers' Comp 952
	<b>Total Benefits 6,829</b>

\* Clerk does not have Blue Cross or Delta Dental coverage.

**TOWN OF CUMBERLAND  
ADOPTED BUDGET  
FISCAL YEAR 2011-2012**

<b>GENERAL FUND EXPENDITURES</b>										
<b>Rescue</b>										
Detail 2011-2012										
		<b>YR. End 06/30/10 Actual</b>	<b>Council Adopted FY 10:11</b>	<b>Adjusted Budget FY 10:11</b>	<b>Expended as of 3/31/11</b>	<b>Total Est. Expended FY 10:11</b>	<b>Dept. Proposed Budget FY 11:12</b>	<b>Mayor's Proposed Budget FY 11:12</b>	<b>Council Budget FY 11:12</b>	
<b>025</b>	<b>Rescue</b>									
1010	Regular Salaries	\$ 967,927	\$ 917,420	\$ 917,420	\$ 715,697	\$ 957,420	891,785	891,785	891,785	
1020	Overtime	215,023	175,000	\$ 175,000	159,520	\$ 225,000	175,000	175,000	175,000	
1040	Longevity	41,236	26,500	\$ 26,500	45,335	\$ 26,500	49,986	49,986	49,986	
	Holiday			\$ -			61,776	-	61,776	
1050	Clothing/Cleaning	31,143	27,200	\$ 27,200	26,883	\$ 27,200	30,600	30,600	30,600	
1060	Maintenance Agreement	10,596	4,000	\$ 4,000	3,215	\$ 4,000	4,000	4,000	4,000	
1080	Special Services	1,811	1,000	\$ 1,000	(120)	\$ 1,000	1,000	1,000	1,000	
2010	Repairs Building	1,354	5,000	\$ 5,000	887	\$ 5,000	5,000	5,000	5,000	
2020	Repairs Equipment	1,362	1,000	\$ 1,000	1,440	\$ 1,000	1,000	1,000	1,000	
2030	Repairs Office Equip		1,000	\$ 1,000	54	\$ 1,000	1,000	1,000	1,000	
2040	Repairs Vehicles	56,234	25,000	\$ 25,000	20,914	\$ 25,000	25,000	20,000	20,000	
2060	Postage	7	1,600	\$ 1,600	134	\$ 1,600	1,000	1,000	1,000	
2070	Office Supplies	1,525	2,000	\$ 2,000	803	\$ 2,000	2,000	2,000	2,000	
2080	Operating Supplies	22,909	15,000	\$ 15,000	20,124	\$ 15,000	17,100	17,100	17,100	
2085	Lease Payment - Vehicle	40,477	35,887	\$ 35,887	307,855	\$ 35,887	35,887	-	-	
2090	Janitorial Supplies	1,959	2,000	\$ 2,000	1,008	\$ 2,000	2,000	2,000	2,000	
2100	Gas & Oil	29,755	25,000	\$ 25,000	16,372	\$ 25,000	25,000	25,000	25,000	
2110	Heating/AC	3,692	8,000	\$ 8,000	5,000	\$ 8,000	8,000	8,000	8,000	
2120	Electricity	7,776	6,000	\$ 6,000	3,897	\$ 6,000	6,000	6,000	6,000	
2130	Telephone	4,247	3,600	\$ 3,600	1,740	\$ 3,600	3,600	3,600	3,600	
2131	Cell Phones	1,295	2,500	\$ 2,500	2,109	\$ 2,500	2,500	2,500	2,500	
2140	Water	96		\$ -	343	\$ -	-	500	500	
2160	Travel & Conventions		700	\$ 700		\$ 700	700	700	700	
2170	Education & Training	12,812	5,000	\$ 5,000	2,905	\$ 5,000	5,000	5,000	5,000	
2176	College Reimbursement		3,000	\$ 3,000		\$ 3,000	3,000	3,000	3,000	
2180	Dues & Subscriptions	228	800	\$ 800	22	\$ 800	8,000	8,000	800	
4011	Furniture, Equip & Fixtures		1,500	\$ 1,500		\$ 1,500	-	-	-	

**TOWN OF CUMBERLAND  
ADOPTED BUDGET  
FISCAL YEAR 2011-2012**

4030	Radio & Comp Equip	538	4,000	\$ 4,000	1,321	\$ 4,000	4,000	4,000	4,000	4,000
4035	Technological Upgrades		1,000	\$ 1,000	23	\$ 1,000	1,000	1,000	1,000	1,000
4040	Personal& Medical Equipme	2,726	2,500	\$ 2,500	1,147	\$ 2,500	52,500	52,500	52,500	52,500
4050	Testing for employment	100	2,000	\$ 2,000	440	\$ 2,000	2,000	2,000	2,000	2,000
	Efficiency Savings		(26,104)	\$ (26,104)					-	
<b>025</b>	<b>TOTAL RESCUE</b>	<b>\$ 1,456,828</b>	<b>\$ 1,279,103</b>	<b>\$ 1,279,103</b>	<b>\$ 1,339,068</b>	<b>\$ 1,395,207</b>	<b>\$ 1,425,433</b>	<b>\$ 1,323,270</b>	<b>\$ 1,377,846</b>	

**TOWN OF CUMBERLAND  
ADOPTED BUDGET  
FISCAL YEAR 2011-2012**

<b>GENERAL FUND EXPENDITURES</b>		
<b>Rescue</b>		
Detail 2011-2012		
<b>025</b>	<b><u>Permanent Services</u></b>	
	1 Director	63,000
	1 Deputy Director	49,608
	1 Paramedic - Captain	47,869
	1 Paramedic - Cardiac -Captain	47,493
	6 Paramedics - Lt                   47,095	282,571
	1 Paramedic - Cardiac	46,719
	6 Paramedics                         46,322	277,930
	1 Paramedic	44,775
	1 Clerk	31,821
	Longevity	49,986
<b>025</b>	<b><u>Permanent Services</u></b>	<b>941,770</b>
	<b><u>Employee Benefits - Informational Purposes Only</u></b>	
	Health	274,516
	Dental	19,065
	Social Security	72,045
	Municipal Pension	72,140
	Life Insurance	4,244
	Workers' Comp	1,130
	<b>Total Benefits</b>	<b>443,139</b>

**TOWN OF CUMBERLAND  
ADOPTED BUDGET  
FISCAL YEAR 2011-2012**

<b>GENERAL FUND EXPENDITURES</b>										
<b><u>Telecommunications</u></b>										
Detail 2011-2012										
		<b>YR. End 06/30/10 Actual</b>	<b>Council Adopted FY 10:11</b>	<b>Adjusted Budget FY 10:11</b>	<b>Expended as of 3/31/11</b>	<b>Total Est. Expended FY 10:11</b>	<b>Dept. Proposed Budget FY 11:12</b>	<b>Mayor's Proposed Budget FY 11:12</b>	<b>Council Budget FY 11:12</b>	
<b>026</b>	<b><u>Telecommunications</u></b>									
1010	Regular Salaries	\$ 276,433	\$ 253,573	\$ 253,573	\$ 207,666	\$ 253,573	274,919	274,919	274,919	
1019	Holiday Pay		15,120	\$ 15,120		\$ 15,120	16,566	16,566	16,566	
1020	Overtime	27,640	17,500	\$ 17,500	31,576	\$ 46,000	27,064	27,064	27,064	
1040	Longevity	4,650	4,650	\$ 4,650	3,650	\$ 4,650	5,300	5,300	5,300	
1050	Clothing/Cleaning	105	1,925	\$ 1,925	426	\$ 1,925	1,925	1,925	1,925	
2170	Education & Training		2,000	\$ 2,000		\$ 2,000	2,000	2,000	2,000	
	Efficiency Savings		(5,895)	\$ (5,895)		\$ (5,895)		-	-	
<b>026</b>	<b>TOTAL TELECOM</b>	<b>\$ 308,828</b>	<b>\$ 288,873</b>	<b>\$ 288,873</b>	<b>\$ 243,318</b>	<b>\$ 317,373</b>	<b>\$ 327,774</b>	<b>\$ 327,774</b>	<b>\$ 327,774</b>	

**TOWN OF CUMBERLAND  
ADOPTED BUDGET  
FISCAL YEAR 2011-2012**

<b>GENERAL FUND EXPENDITURES</b>		
<b><u>Telecommunications</u></b>		
Detail 2011-2012		
<b>026</b>	<b><u>Permanent Services</u></b>	
	1 Dispatcher Supervisor	40,877
	3 Dispatchers	39,333 117,998
	2 Dispatchers	39,021 78,042
	Dispatcher	38,002 38,002
	Longevity	5,300
<b>026</b>	<b><u>Permanent Services</u></b>	<b>280,219</b>
<b><u>Employee Benefits - Informational Purposes Only</u></b>		
	Health	104,532
	Dental	4,944
	Social Security	21,437
	Municipal Pension	27,125
	Life Insurance	1,179
	Workers' Comp	9,474
	<b>Total Benefits</b>	<b>168,690</b>

**TOWN OF CUMBERLAND  
ADOPTED BUDGET  
FISCAL YEAR 2011-2012**

<b>GENERAL FUND EXPENDITURES</b>									
<b><u>Animal Control</u></b>									
Detail 2011-2012									
		<b>YR. End 06/30/10 Actual</b>	<b>Council Adopted FY 10:11</b>	<b>Adjusted Budget FY 10:11</b>	<b>Expended as of 3/31/11</b>	<b>Total Est. Expended FY 10:11</b>	<b>Dept. Proposed Budget FY 11:12</b>	<b>Mayor's Proposed Budget FY 11:12</b>	<b>Council Budget FY 11:12</b>
<b>027</b>	<b>Animal Control</b>								
1010	Regular Salaries	\$ 97,410	\$ 100,163	\$ 100,163	\$ 76,080	\$ 100,163	\$ 103,984	103,984	103,984
1020	Overtime			\$ -		\$ -	\$ -	-	-
1040	Longevity		200	\$ 200	-	\$ 200	\$ 550	550	550
1050	Clothing/Cleaning	1,500	1,500	\$ 1,500	1,500	\$ 1,500	\$ 1,500	1,500	1,500
1080	Special Services	753	1,000	\$ 1,000	364	\$ 725	\$ 725	725	725
2020	Repairs Equipment		800	\$ 800		\$ -	\$ 500	500	500
2030	Repairs Office Equip	181	800	\$ 800	-	\$ 250	\$ 500	500	500
2040	Repairs Vehicles	948	1,000	\$ 1,000	588	\$ 1,000	\$ 1,000	1,000	1,000
2060	Postage		500	\$ 500	27	\$ 50	\$ 100	100	100
2080	Operating Supplies	402	500	\$ 500	213	\$ 500	\$ 500	500	500
2090	Janitorial Supplies	4,439	3,200	\$ 3,200	1,506	\$ 3,200	\$ 3,200	3,200	3,200
2100	Gas & Oil		250	\$ 250		\$ 250	\$ 250	250	250
2110	Heating/AC	17,591	6,000	\$ 6,000	2,944	\$ 6,000	\$ 6,000	6,000	6,000
2120	Electricity	4,367	3,000	\$ 3,000	1,748	\$ 3,000	\$ 3,000	3,000	3,000
2130	Telephone	3,124	2,900	\$ 2,900	3,049	\$ 3,500	\$ 3,500	3,500	3,500
2140	Water	50	500	\$ 500	24	\$ 500	\$ 500	500	500
2150	Advertising		500	\$ 500		\$ 125	\$ 125	125	125
2170	Education & Training	100	500	\$ 500		\$ 100	\$ 300	300	300
4010	Office Equipment	388	2,000	\$ 2,000		\$ 500	\$ 1,000	1,000	1,000
4020	Animal Feeds	4,464	2,000	\$ 2,000	1,969	\$ 3,000	\$ 3,000	3,000	3,000
9999	Other	1,521	2,000	\$ 2,000	1,181	\$ 2,000	\$ 2,000	2,000	2,000
	Efficiency Savings		(2,586)	\$ (2,586)		\$ -	\$ -	-	-
	<b>TOTAL ANIMAL CONTROL</b>	<b>\$ 137,238</b>	<b>\$ 126,727</b>	<b>\$ 126,727</b>	<b>\$ 91,193</b>	<b>\$ 126,563</b>	<b>\$ 132,234</b>	<b>\$ 132,234</b>	<b>\$ 132,234</b>

**TOWN OF CUMBERLAND  
ADOPTED BUDGET  
FISCAL YEAR 2011-2012**

<b>GENERAL FUND EXPENDITURES</b>	
<b><u>Animal Control</u></b>	
<b>Detail 2011-2012</b>	
<b>027</b>	<b><u>Permanent Services</u></b>
	Animal Control Officer 43,232
	Assistant Control Officer 29,666
	I Clerk II 31,086
	Longevity 550
<b>027</b>	<b>Permanent Services 104,534</b>
<b><u>Employee Benefits - Informational Purposes Only</u></b>	
	Health 32,726 *
	Dental 2,294
	Social Security 7,997
	Municipal Pension 10,119
	Life Insurance 983
	Workers' Comp 3,343
	<b>Total Benefits 57,461</b>

**TOWN OF CUMBERLAND  
ADOPTED BUDGET  
FISCAL YEAR 2011-2012**

<b>GENERAL FUND EXPENDITURES</b>										
<b>Inspections</b>										
Detail 2011-2012										
		<b>YR. End 06/30/10 Actual</b>	<b>Council Adopted FY 10:11</b>	<b>Adjusted Budget FY 10:11</b>	<b>Expended as of 3/31/11</b>	<b>Total Est. Expended FY 10:11</b>	<b>Dept. Proposed Budget FY 11:12</b>	<b>Mayor's Proposed Budget FY 11:12</b>	<b>Council Budget FY 11:12</b>	
<b>028</b>	<b>Inspections</b>									
1010	Regular Salaries	\$ 125,944	\$ 143,841	\$ 143,841	\$ 81,471	\$ 143,841	151,160	151,160	151,160	
1020	Overtime			\$ -		\$ -		-	-	
1040	Longevity		200	\$ 200		\$ -	550	550	550	
2030	Repairs Office Equip		1,000	\$ 1,000	103	\$ 500	500	500	500	
2040	Repairs Vehicles	397	1,000	\$ 1,000	2,212	\$ 2,200	2,200	2,200	2,200	
2060	Postage		500	\$ 500	120	\$ 250	250	250	250	
2070	Office Supplies	285	750	\$ 750	835	\$ 1,000	1,000	1,000	1,000	
2100	Gas & Oil	4,048	1,500	\$ 1,500	2,477	\$ 3,000	3,000	3,000	3,000	
2130	Telephone	2,900	1,500	\$ 1,500	1,050	\$ 1,500	1,500	1,500	1,500	
2170	Education & Training	440	500	\$ 500	185	\$ 500	500	500	500	
2180	Dues & Subscriptions	254	500	\$ 500	489	\$ 500	500	500	500	
4010	Office Equipment	1,717	500	\$ 500		\$ 500	500	500	500	
4070	Mileage Exp	3,500	1,500	\$ 1,500	1,350	\$ 2,000	2,000	2,000	2,000	
9999	Code Enforcement	400	1,500	\$ 1,500	716	\$ 1,100	1,100	20,000	20,000	
	Efficiency Savings		(3,096)	\$ (3,096)		\$ -	-	-	-	
<b>028</b>	<b>TOTAL INSPECTIONS</b>	<b>\$ 139,884</b>	<b>\$ 151,695</b>	<b>\$ 151,695</b>	<b>\$ 91,008</b>	<b>\$ 156,891</b>	<b>\$ 164,760</b>	<b>\$ 183,660</b>	<b>\$ 183,660</b>	

**TOWN OF CUMBERLAND  
ADOPTED BUDGET  
FISCAL YEAR 2011-2012**

<b>GENERAL FUND EXPENDITURES</b>	
<b><u>Inspections</u></b>	
<b>Detail 2011-2012</b>	
1 Building Official	53,721
1 Building Inspector	36,330
1 Plumbing & Mechanical Inspector	14,302
1 Electrical Inspector	14,302
1 Clerk III	32,505 (DOLLY)
Longevity	550
<b>028 Permanent Services</b>	<b>151,710</b>
<b><u>Employee Benefits - Informational Purposes Only</u></b>	
Health	39,079
Dental	2,650
Social Security	11,606
Municipal Pension	14,686
Life Insurance	983
Workers' Comp	4,797
<b>Total Benefits</b>	<b>73,800</b>

**TOWN OF CUMBERLAND  
ADOPTED BUDGET  
FISCAL YEAR 2011-2012**

<b>GENERAL FUND EXPENDITURES</b>									
<b><u>Public Works</u></b>									
Detail 2011-2012									
		<b>YR. End 06/30/10 Actual</b>	<b>Council Adopted FY 10:11</b>	<b>Adjusted Budget FY 10:11</b>	<b>Expended as of 3/31/11</b>	<b>Total Est. Expended FY 10:11</b>	<b>Dept. Proposed Budget FY 11:12</b>	<b>Mayor's Proposed Budget FY 11:12</b>	<b>Council Budget FY 11:12</b>
<b>029</b>	<b><u>Public Works</u></b>								
1010	Regular Salaries	\$ 160,625	\$ 187,262	\$ 187,262	\$ 112,519	\$ 167,262	174,304	174,304	174,304
1040	Longevity	3,058	1,900	\$ 1,900	1,000	\$ 1,900	1,450	1,450	1,450
1080	Special Services		1,600	\$ 1,600	400	\$ 1,600	1,600	1,600	1,600
2030	Repairs Office Equip	219	500	\$ 500	158	\$ 500	500	500	500
2060	Postage		300	\$ 300	26	\$ 300	300	300	300
2070	Office Supplies	1,544	1,500	\$ 1,500	2,284	\$ 2,500	2,000	2,000	2,000
2080	Operating Supplies	3,346	3,550	\$ 3,550	2,925	\$ 3,550	3,550	3,550	3,550
2100	Gas & Oil	73	1,500	\$ 1,500		\$ 1,500	500	500	500
2130	Telephone	750	3,000	\$ 3,000	1,078	\$ 1,600	1,600	1,600	1,600
2150	Advertising	3,146	1,500	\$ 1,500	2,052	\$ 1,500	1,500	1,500	1,500
2160	Travel & Conventions	83	750	\$ 750		\$ 500	500	500	500
2180	Dues & Subscriptions		500	\$ 500		\$ 250	250	250	250
4010	Office Equipment	2,380		\$ -	39	\$ -	-	-	-
5060	Street Lighting	475,473	374,000	\$ 374,000	334,427	\$ 374,000	405,790	405,790	405,790
5610	RI Resource Recovery	449,621	400,000	\$ 400,000	344,957	\$ 430,000	475,300	475,300	475,300
5620	Narr Bay Comm	5,378	3,500	\$ 3,500	3,320	\$ 3,500	6,000	6,000	6,000
5630	Rubbish Collection	906,243	970,000	\$ 970,000	727,038	\$ 970,000	1,008,800	1,008,800	1,008,800
5640	Recycling	528,672	550,000	\$ 550,000	372,042	\$ 550,000	572,000	572,000	572,000
	Efficiency Savings		(50,027)	\$ (50,027)		\$ (50,027)	-	-	-
<b>029</b>	<b>TOTAL PUBLIC WORKS</b>	<b>\$ 2,540,609</b>	<b>\$ 2,451,335</b>	<b>\$ 2,451,335</b>	<b>\$ 1,904,265</b>	<b>\$ 2,460,435</b>	<b>\$ 2,655,944</b>	<b>\$ 2,655,944</b>	<b>\$ 2,655,944</b>

**TOWN OF CUMBERLAND  
ADOPTED BUDGET  
FISCAL YEAR 2011-2012**

<b>GENERAL FUND EXPENDITURES</b>		
<u>Public Works</u>		
Detail 2011-2012		
<b>029</b>	<b><u>Permanent Services</u></b>	
	1 Director of Public Works	82,500
	1 Assistant Engineer	35,000
	1 Engineering Aides	41,259
	1/2 Clerk III	15,544
	Longevity	1,450
<b>029</b>	<b>Permanent Services</b>	<b>175,754</b>
<b><u>Employee Benefits - Informational Purposes Only</u></b>		
	Health	65,453
	Dental	4,588
	Social Security	13,445
	Municipal Pension	17,013
	Life Insurance	1,081
	Workers' Comp	6,300
	<b>Total Benefits</b>	<b>107,880</b>

\* Director does not have Blue Cross coverage.

**TOWN OF CUMBERLAND  
ADOPTED BUDGET  
FISCAL YEAR 2011-2012**

<b>GENERAL FUND EXPENDITURES</b>									
<u>Highway</u>									
Detail 2011-2012									
	<b>YR. End 06/30/10 Actual</b>	<b>Council Adopted FY 10:11</b>	<b>Adjusted Budget FY 10:11</b>	<b>Expended as of 3/31/11</b>	<b>Total Est. Expended FY 10:11</b>	<b>Dept. Proposed Budget FY 11:12</b>	<b>Mayor's Proposed Budget FY 11:12</b>	<b>Council Budget FY 11:12</b>	
<b>030</b>	<b><u>Highway</u></b>								
1010	Regular Salaries	\$ 1,009,093	\$ 1,044,582	\$ 1,044,582	\$ 762,671	\$ 1,044,582	\$ 1,070,309	1,070,309	1,070,309
1020	Overtime	60,595	65,000	\$ 65,000	100,563	\$ 65,000	65,000	65,000	65,000
1040	Longevity Pay	19,000	18,850	\$ 18,850	14,100	\$ 18,850	20,400	20,400	20,400
1070	Student Employment		5,000	\$ 5,000		\$ 5,000	5,000	5,000	5,000
2010	Repairs Buildings	1,976	10,000	\$ 10,000	2,463	\$ 10,000	10,000	10,000	10,000
2020	Repairs Equipment	7,785	17,500	\$ 17,500	6,661	\$ 17,500	17,500	17,500	17,500
2030	Repairs Office Equip	175	1,000	\$ 1,000	602	\$ 1,000	1,000	1,000	1,000
2040	Repairs Vehicles	52,120	55,000	\$ 55,000	38,908	\$ 55,000	55,000	55,000	55,000
2050	Road Repair	27,545		\$ -	18,043	\$ -	30,000	-	-
2055	Brush & Tree Maint	7,416	15,000	\$ 15,000	6,569	\$ 15,000	15,000	15,000	15,000
2060	Postage		100	\$ 100	10	\$ 100	100	100	100
2070	Office Supplies	1,122	1,000	\$ 1,000	741	\$ 1,000	1,000	1,000	1,000
2080	Operating Supplies	20,268	15,000	\$ 15,000	19,541	\$ 15,000	25,000	25,000	25,000
2083	Snow-Private Contract	50,388	70,000	\$ 70,000	107,257	\$ 70,000	90,000	90,000	90,000
2085	Snow Oper Supplies	109,952	70,000	\$ 70,000	161,390	\$ 70,000	95,000	95,000	95,000
2090	Janitorial Supplies	868	1,000	\$ 1,000	719	\$ 1,000	1,000	1,000	1,000
2100	Gas & Oil	65,209	75,000	\$ 75,000	87,574	\$ 115,000	135,000	120,000	120,000
2120	Electricity	8,399	8,000	\$ 8,000	4,440	\$ 8,000	8,000	8,000	8,000
2130	Telephone	5,093	4,000	\$ 4,000	3,837	\$ 6,000	6,000	6,000	6,000
2140	Water	1,475	1,500	\$ 1,500	1,014	\$ 1,500	1,500	1,500	1,500
2150	Advertising		500	\$ 500	1,103	\$ 1,300	500	500	500
2170	Education & Training	3,330	300	\$ 300		\$ -	300	300	300
2180	Dues & Subscriptions	1,083	1,500	\$ 1,500	270	\$ 500	500	500	500
4010	Office Equipment	150	500	\$ 500		\$ -	-	-	-
4030	Computer Equipment			\$ -		\$ -	-	-	-
4050	Street Signs	1,259	5,000	\$ 5,000	1,087	\$ 3,000	5,000	5,000	5,000
4060	Drainage Improvements	4,111	3,000	\$ 3,000	216	\$ 2,500	3,000	3,000	3,000

**TOWN OF CUMBERLAND  
ADOPTED BUDGET  
FISCAL YEAR 2011-2012**

4070	Ball Fields	19,042	20,000	\$ 20,000	7,337	\$ 20,000	20,000	20,000	20,000	20,000
4999	Vehicle Replacement			\$ -	44,193	\$ -			-	-
5001	Leased Vehicle	169,157	150,400	\$ 150,400	24,249	\$ 154,000	160,000	160,000	160,000	160,000
5010	Litter	759	500	\$ 500	132	\$ 300	500	500	500	500
	Special Services - Vets	620	1,000	\$ 1,000		\$ 1,000	1,000	1,000	1,000	1,000
	Efficiency Savings		(33,205)	\$ (33,205)		\$ (33,205)			-	-
<b>030</b>	<b>TOTAL HIGHWAY</b>	<b>\$ 1,647,990</b>	<b>\$ 1,627,027</b>	<b>\$ 1,627,027</b>	<b>\$ 1,415,690</b>	<b>\$ 1,668,927</b>	<b>\$ 1,842,609</b>	<b>\$ 1,797,609</b>	<b>\$ 1,797,609</b>	<b>\$ 1,797,609</b>

**TOWN OF CUMBERLAND  
ADOPTED BUDGET  
FISCAL YEAR 2011-2012**

<b>GENERAL FUND EXPENDITURES</b>				
<u>Highway</u>				
Detail 2011-2012				
<b>030</b>	<b><u>Permanent Services</u></b>			
	Superintendent		30,000	
	1 Sr. Foreman		47,159	
	1 Foreman		42,536	
	2 Laborer II	41,704	83,408	
	6 Laborer II	39,333	235,997	53,084
	7 Laborer II	39,000	273,000	
	1 Laborer I		37,752	
	2 Heavy Equipment Operatr	41,642	83,283	
	1 Heavy Equipment Operator		41,288	
	1 Light Equipment Operator		40,477	
	1 Light Equipment Operator		40,123	
	2 Mechanics	42,182	84,365	
	1 Clerk III		30,921	
	Longevity		19,500	
<b>030</b>	<b>Permanent Services</b>		<b>1,089,809</b>	
	<b><u>Employee Benefits - Informational Purposes Only</u></b>			
	Health		375,389	*
	Dental		26,660	
	Social Security		83,370	
	Municipal Pension		105,494	
	Life Insurance		5,502	
	Workers' Comp		35,419	
	<b>Total Benefits</b>		<b>631,834</b>	

\* Superintendent does not have Blue Cross coverage.

**TOWN OF CUMBERLAND  
ADOPTED BUDGET  
FISCAL YEAR 2011-2012**

<b>GENERAL FUND EXPENDITURES</b>										
<b>Town Hall</b>										
Detail 2011-2012										
		<b>YR. End 06/30/10 Actual</b>	<b>Council Adopted FY 10:11</b>	<b>Adjusted Budget FY 10:11</b>	<b>Expended as of 3/31/11</b>	<b>Total Est. Expended FY 10:11</b>	<b>Dept. Proposed Budget FY 11:12</b>	<b>Mayor's Proposed Budget FY 11:12</b>	<b>Council Budget FY 11:12</b>	
<b>032</b>	<b><u>Town Hall</u></b>									
1010	Regular Salaries	\$ 78,241	\$ 73,762	\$ 73,762	\$ 45,871	\$ 73,762	79,810	79,810	79,810	
	Overtime			\$ -	\$ 306	\$ 500	300	300	300	
1040	Longevity	900	1,900	\$ 1,900	2,900	\$ 2,900	1,900	1,900	1,900	
2010	Repairs Building	7,669	10,000	\$ 10,000	7,639	\$ 10,000	12,000	12,000	12,000	
2020	Repairs Equipment	18,222	10,000	\$ 10,000	2,900	\$ 10,000	8,000	8,000	8,000	
2040	Repairs Vehicles	1,683	1,000	\$ 1,000	934	\$ 1,000	1,200	1,200	1,200	
2050	Renovations	66	1,000	\$ 1,000		\$ 1,000	500	500	500	
2090	Janitorial Supplies	2,700	3,000	\$ 3,000	2,481	\$ 3,000	3,000	3,000	3,000	
2100	Gas & Oil	4,049	5,000	\$ 5,000	1,773	\$ 5,000	4,000	4,000	4,000	
2110	Heating/AC	45,655	15,000	\$ 15,000	6,126	\$ 15,000	25,000	25,000	25,000	
2130	Telephone	25,022	20,000	\$ 20,000	16,831	\$ 20,000	26,000	26,000	26,000	
2140	Water	8,713	4,000	\$ 4,000	1,993	\$ 4,000	9,000	9,000	9,000	
	Efficiency Savings		(2,893)	\$ (2,893)		\$ (2,893)		-	-	
<b>032</b>	<b>TOTAL TOWN HALL</b>	<b>\$ 192,921</b>	<b>\$ 141,769</b>	<b>\$ 141,769</b>	<b>\$ 89,754</b>	<b>\$ 143,269</b>	<b>\$ 170,710</b>	<b>\$ 170,710</b>	<b>\$ 170,710</b>	<b>\$ 170,710</b>

TOWN OF CUMBERLAND  
ADOPTED BUDGET  
FISCAL YEAR 2011-2012

GENERAL FUND EXPENDITURES		
Town Hall		
Detail 2011-2012		
<b>032</b>	<b><u>Permanent Services</u></b>	
	1 Building Maintenance	40,477
	1 Building Maintenance	39,333
	Longevity	1,900
<b>032</b>	<b>Total Permanent Services</b>	<b>81,710</b>
<b><u>Employee Benefits - Informational Purposes Only</u></b>		
	Health	32,726
	Dental	2,294
	Social Security	6,251
	Municipal Pension	7,909
	Life Insurance	393
	Workers' Comp	2,520
	<b>Total Benefits</b>	<b>52,093</b>

**TOWN OF CUMBERLAND  
ADOPTED BUDGET  
FISCAL YEAR 2011-2012**

<b>GENERAL FUND EXPENDITURES</b>									
<b>Education</b>									
Detail 2011-2012									
	<b>YR. End 06/30/10 Actual</b>	<b>Council Adopted FY 10:11</b>	<b>Adjusted Budget FY 10:11</b>	<b>Expended as of 3/31/11</b>	<b>Total Est. Expended FY 10:11</b>	<b>Dept. Proposed Budget FY 11:12</b>	<b>Mayor's Proposed Budget FY 11:12</b>	<b>Council Budget FY 11:12</b>	
<b>033</b>	<b><u>Education</u></b>								
5110	Town Appropriation	\$ 36,202,474	\$ 35,840,449	\$ 35,840,449	\$ 34,006,790	\$ 35,840,449	36,925,849	36,202,449	36,202,449
5121	Other Sources	16,688,995	14,817,552	\$ 14,817,552	\$ 14,817,552	16,235,130	16,235,130	16,235,130	16,235,130
<b>033</b>	<b>TOTAL EDUCATION</b>	<b>\$ 52,891,469</b>	<b>\$ 50,658,001</b>	<b>50,658,001</b>	<b>\$ 34,006,790</b>	<b>\$ 50,658,001</b>	<b>53,160,979</b>	<b>52,437,579</b>	<b>52,437,579</b>

The Town Appropriation is inclusive of Capital Improvements, School Leases and Appropriation from School Surplus.

**TOWN OF CUMBERLAND  
ADOPTED BUDGET  
FISCAL YEAR 2011-2012**

**THIS PAGE LEFT BLANK INTENTIONALLY**

**TOWN OF CUMBERLAND  
ADOPTED BUDGET  
FISCAL YEAR 2011-2012**

<b>GENERAL FUND EXPENDITURES</b>								
<u>Library</u>								
Detail 2011-2012								
	<b>YR. End 06/30/10 Actual</b>	<b>Council Adopted FY 10:11</b>	<b>Adjusted Budget FY 10:11</b>	<b>Expended as of 3/31/11</b>	<b>Total Est. Expended FY 10:11</b>	<b>Dept. Proposed Budget FY 11:12</b>	<b>Mayor's Proposed Budget FY 11:12</b>	<b>Council Budget FY 11:12</b>
<b>034</b>	<b><u>Library</u></b>							
1010	\$ 732,142							
1020	53							
1040	5,450							
2010	21,695							
2020	822							
2030	180							
2035	23,254							
2045	49,323							
2060	1,212							
2070	13,295							
2080	128,937							
2090	5,782							
2110	18,739							
2120	70,130							
2130	3,736							
2140	8,588							
2150	733							
2160	2,180							
2170								
2180	690							
3010	2,078							
4005								
4015	-							
4030	5,979							
4040								
4051								

**TOWN OF CUMBERLAND  
ADOPTED BUDGET  
FISCAL YEAR 2011-2012**

	Library Expenses		1,191,956	1,191,956	811,428	1,174,853	<u>1,195,589</u>	1,192,901	1,192,901
0065	Workers' Comp	25,353	25,353	25,353	25,353	25,353	122	122	122
6021	RI Retirement	45,212	45,212	45,212	45,212	45,212	43,400	43,400	43,400
6030	Social Security	58,232	58,232	58,232	58,232	58,232	61,693	61,693	61,693
6060	Health Insurance	125,449	125,449	125,449	125,449	125,449	147,802	147,802	147,802
6063	Dental Insurance	8,826	8,826	8,826	8,826	8,826	8,660	8,660	8,660
6070	Life Insurance	2,358	2,358	2,358	2,358	2,358	2,808	2,808	2,808
8888	Reimbursements	(2,953)	-	-		-		-	-
	Efficiency Savings		(29,148)	-					-
<b>034</b>	<b>TOTAL LIBRARY</b>	<b>\$ 1,357,476</b>	<b>\$ 1,428,238</b>	<b>\$ 1,457,386</b>	<b>\$ 1,076,858</b>	<b>\$ 1,440,283</b>	<b>\$ 1,460,074</b>	<b>\$ 1,457,386</b>	<b>\$ 1,457,386</b>

**TOWN OF CUMBERLAND  
ADOPTED BUDGET  
FISCAL YEAR 2011-2012**

**GENERAL FUND EXPENDITURES**

Library

Detail 2011-2012

**034 Permanent Services**

1 Library Director		71,339
1 Assistant Director/Technical Coordinator		61,270
1 Professional Librarian II		49,453
1 Professional Librarian II		48,987
1 Professional Librarian II		48,357
1 Professional Librarian II		47,562
1 Part-time Professional Librarian II		24,681
1 Part-time Professional Librarian II		15,015
2 Part Time Catalog Assistants	14,389	28,777
1 Full Time Circulation Supervisor		35,690
1 Administrative Assistant		37,674
1 Building Maintenance Supervisor		33,688
1 Full Time Library Assist. II		30,230
2 Part Time Library Assist. II	11,294	22,589
1 Part Time Library Assist. II		15,504
1 Part Time Library Assist. II		12,168
1 Part Time Library Assist. II		14,683
1 Full Time Library Assist. I		28,556
4 Part Time Library Assist. I	15,109	60,434
2 Part Time Library Assist. I	11,566	23,132
2 Part Time Library Page I	6,742	13,484
1 Part Time Library Page I		8,701
1 Part Time Library Page I		5,028
1 Part Time Library Page I		5,142
1 Part Time Bookkeeper		6,598
1 Part Time Custodial		14,583
1 Part Time Custodial Assistant		14,794
1 Part Time Custodial Assistant		6,069
Longevity		6,550

**TOWN OF CUMBERLAND  
ADOPTED BUDGET  
FISCAL YEAR 2011-2012**

<b>034 Permanent Services</b>	790,739
<b><u>Employee Benefits - Informational Purposes Only</u></b>	
Health	147,802
Dental	8,660
Social Security	61,693
Municipal Pension	43,400
Life Insurance	2,808
Workers' Comp	122
<b>Total Benefits</b>	<b>264,485</b>

**TOWN OF CUMBERLAND  
ADOPTED BUDGET  
FISCAL YEAR 2011-2012**

<b>GENERAL FUND EXPENDITURES</b>										
<b>Recreation</b>										
Detail 2011-2012										
		<b>YR. End 06/30/10 Actual</b>	<b>Council Adopted FY 10:11</b>	<b>Adjusted Budget FY 10:11</b>	<b>Expended as of 3/31/11</b>	<b>Total Est. Expended FY 10:11</b>	<b>Dept. Proposed Budget FY 11:12</b>	<b>Mayor's Proposed Budget FY 11:12</b>	<b>Council Budget FY 11:12</b>	
<b>036</b>	<b>Recreation</b>									
1010	Regular Salaries	\$ 75,921	\$ 71,977	\$ 71,977	\$ 47,533	\$ 71,977	77,139	77,139	77,139	
1040	Longevity	900	900	900	900	900	900	900	900	
1075	Athletic Programs/Equip	12,488	11,000	11,000	7,749	11,000	-	-	-	
1085	Bus Rental	12,174	10,500	10,500	7,788	10,500	-	-	-	
2000	Program Supervisors	119,232	98,000	98,000	105,809	105,809	-	-	-	
2035	Craft materials	1,181	1,500	1,500	1,896	1,500	-	-	-	
2070	Office Supplies	3,049	2,500	2,500	1,915	2,500	-	-	2,500	
2090	Janitorial Supplies	3,009	3,000	3,000	301	3,000	3,000	3,000	3,000	
2100	Gas & Oil	1,350	1,320	1,320	997	1,320	1,320	1,320	1,320	
2120	Electricity	12,626	13,000	13,000	5,572	10,000	13,000	13,000	13,000	
2130	Telephone	2,567	2,400	2,400	1,505	2,400	2,400	2,400	2,400	
	Water		-	-	20,311	20,311	20,000	20,000	20,000	
2185	PWSB Lease Agreement	1,386	4,000	4,000	\$3,665	4,000	4,000	4,000	4,000	
4015	Fireworks	7,550	9,000	9,000		-	-	-	9,000	
4045	Specials Events	5,174	5,250	5,250	1,961	2,750	-	-	5,250	
4049	Adopt a Spot Signs	118	875	875		875	-	-	-	
	Transfr Rec Spec Rev									23,250
4055	DHP Maintenance	11,070	11,000	11,000	6,741	9,000	11,000	11,000	11,000	11,000
	Efficiency Savings		(4,924)	(4,924)		-	-	-	-	-
<b>036</b>	<b>TOTAL RECREATION</b>	<b>\$ 269,793</b>	<b>\$ 241,298</b>	<b>\$ 241,298</b>	<b>\$ 214,643</b>	<b>\$ 257,842</b>	<b>\$ 132,759</b>	<b>\$ 132,759</b>	<b>\$ 172,759</b>	

**TOWN OF CUMBERLAND  
ADOPTED BUDGET  
FISCAL YEAR 2011-2012**

<b>GENERAL FUND EXPENDITURES</b>		
<u>Recreation</u>		
Detail 2011-2012		
<b>036</b>	<b><u>Permanent Services</u></b>	
	1 Director of Recreation	43,287
	1 Clerk III	33,852
	Longevity	900
<b>036</b>	<b>Total Permanent Services</b>	<b>78,039</b>
	<b><u>Employee Benefits - Informational Purposes Only</u></b>	
	Health	6,352
	Dental	356
	Social Security	5,970
	Municipal Pension	7,554
	Life Insurance	590
	Workers' Comp	2,427
	<b>Total Benefits</b>	<b>23,250</b>

**TOWN OF CUMBERLAND  
ADOPTED BUDGET  
FISCAL YEAR 2011-2012**

<b>GENERAL FUND EXPENDITURES</b>									
<b>Senior Citizens</b>									
Detail 2011-2012									
		<b>YR. End 06/30/10 Actual</b>	<b>Council Adopted FY 10:11</b>	<b>Adjusted Budget FY 10:11</b>	<b>Expended as of 3/31/11</b>	<b>Total Est. Expended FY 10:11</b>	<b>Dept. Proposed Budget FY 11:12</b>	<b>Mayor's Proposed Budget FY 11:12</b>	<b>Council Budget FY 11:12</b>
<b>037</b>	<b><u>Senior Citizens</u></b>								
1010	Regular Salaries	\$ 89,966	\$ 103,232	\$ 103,232	\$ 69,950	\$ 103,232	106,255	106,255	106,255
1040	Longevity	200		-	200	200	650	650	650
2010	Building Repairs	192	2,000	2,000	1,531	2,000	2,000	2,000	2,000
2070	Office Supplies	1,634	2,500	2,500	2,216	2,500	-	-	-
2110	Heating/AC	8,527	7,000	7,000	10,303	11,000	-	-	-
2115	Maintenance	6,187	6,000	6,000	3,689	6,000	6,000	6,000	6,000
2120	Electricity	2,274	5,000	5,000	2,314	5,000	-	-	-
2130	Telephone	4,197	3,900	3,900	3,572	5,900	-	-	-
2150	Advertising	396	1,200	1,200		-	-	-	-
2160	Travel	24,385	1,000	1,000	541	750	-	-	-
2165	Health Related Programs	6,658	8,000	8,000	7,486	8,000	-	-	-
2175	Educational & Self Care		1,000	1,000		1,000	-	-	-
2180	Dues & Subscriptions	2,913	1,000	1,000	3,345	3,345	-	-	-
3125	Civic Engagement		3,500	3,500		3,500	-	-	-
4045	Social & Special Events	13,374	4,800	4,800	4,620	4,800	-	-	-
4100	Meal Site	769	2,200	2,200	561	2,200	-	-	-
4500	Capital Improvements	3,640	5,000	5,000	1,372	2,500	-	-	-
5111	Senior Services State Grant	14,725	8,000	8,000	7,295	10,400	-	-	-
6021	Pension Contribution	2,500	2,500	2,500	2,500	2,500	2,500	2,500	2,500
	Efficiency Savings		(3,357)	(3,357)			-	-	-
<b>037</b>	<b>TOTAL SENIORS</b>	<b>\$ 182,536</b>	<b>\$ 164,475</b>	<b>\$ 164,475</b>	<b>\$ 121,495</b>	<b>\$ 174,827</b>	<b>\$ 117,405</b>	<b>\$ 117,405</b>	<b>\$ 117,405</b>

**TOWN OF CUMBERLAND  
ADOPTED BUDGET  
FISCAL YEAR 2011-2012**

<b>GENERAL FUND EXPENDITURES</b>	
<b>Senior Citizens</b>	
Detail 2011-2012	
<b>037</b>	<b><u>Permanent Services</u></b>
	1 Senior Services Director 44,058
	1 Senior Van Driver 35,144
	1 Meal site Manager 10,127
	1/2 Clerk III 16,926
	Longevity 650
<b>037</b>	<b>Total Permanent Services 106,905</b>
<b><u>Employee Benefits - Informational Purposes Only</u></b>	
	Health 22,716 *
	Dental 1,503
	Social Security 8,178
	Municipal Pension 6,083.61
	Life Insurance 688
	Workers' Comp 2,029
	<b>Total Benefits 41,199</b>

\* Director does not have Blue Cross or Delta Dental coverage.

**TOWN OF CUMBERLAND  
ADOPTED BUDGET  
FISCAL YEAR 2011-2012**

<b>GENERAL FUND EXPENDITURES</b>											
<b><u>Outside Agencies</u></b>											
Detail 2011-2012											
		<b>YR. End</b>	<b>Council</b>	<b>Adjusted</b>	<b>Expended</b>	<b>Total Est.</b>	<b>Dept.</b>	<b>Mayor's</b>	<b>Council</b>		
		<b>06/30/10</b>	<b>Adopted</b>	<b>Budget</b>	<b>as of</b>	<b>Expended</b>	<b>Budget</b>	<b>Budget</b>	<b>Budget</b>		
		<b>Actual</b>	<b>FY 10:11</b>	<b>FY 10:11</b>	<b>3/31/11</b>	<b>FY 10:11</b>	<b>FY 11:12</b>	<b>FY 11:12</b>	<b>FY 11:12</b>		
<b>040</b>	<b><u>Outside Agencies</u></b>										
5264	RI League Cities & Towns	\$ 12,676	\$ 12,676	\$ 12,676	\$ 12,676	\$ 12,676	12,676	12,676	12,676	12,676	12,676
5274	NRI Chamber Commerce	800	800	\$ 800		\$ -	800	800	800	800	800
5310	Boys & Girls Club	35,500	33,000	\$ 33,000	33,000	\$ 33,000	35,000	35,000	35,000	35,000	35,000
5320	NRI Mental Health		500	\$ 500		\$ -	500	500	500	500	500
5340	Northern RI Retarded Citizens		500	\$ 500		\$ -	500	500	500	500	500
5372	Mason Building Improveme	9,000	8,500	\$ 8,500	8,500	\$ 8,500	8,500	8,500	8,500	10,000	10,000
5380	Veterans Observance		2,500	\$ 2,500	2,500	\$ 2,500	2,500	2,500	2,500	2,500	2,500
5390	RSVP	7,500	7,500	\$ 7,500	7,500	\$ 7,500	7,500	7,500	7,500	7,500	7,500
5410	Senior Services, Inc	4,000	4,000	\$ 4,000	4,000	\$ 4,000	4,000	4,000	4,000	4,000	4,000
5430	Blackstone Valley Tourism		400	\$ 400		\$ -	400	400	400	400	400
5440	House of Compassion	2,000	1,500	\$ 1,500	1,500	\$ 1,500	1,500	1,500	1,500	1,500	1,500
5510	Colts Football		1,500	\$ 1,500		\$ -	1,500	1,500	1,500	1,500	1,500
5520	CYSA	2,000	1,500	\$ 1,500		\$ -	1,500	1,500	1,500	1,500	1,500
5530	CYB&S	2,000	1,500	\$ 1,500		\$ -	1,500	1,500	1,500	1,500	1,500
5540	Flag football			\$ -		\$ -	-	1,000	1,000	1,000	1,000
5545	Lacrosse		1,500	\$ 1,500		\$ -	-	1,000	1,000	1,000	1,000
5550	Cumberlandfest	2,500	2,000	\$ 2,000		\$ -	1,500	1,500	1,500	1,500	1,500
5560	Public Skating		500	\$ 500		\$ -	-	-	-	-	-
5565	Veterans Services		2,000	\$ 2,000		\$ -	2,000	2,000	2,000	2,000	2,000
5710	Conservation Commission			\$ -		\$ -	-	-	-	-	-
	Efficiency Savings			\$ -		\$ -	-	-	-	-	-
<b>040</b>	<b>TOTAL OUTSIDE AGENCI</b>	<b>\$ 77,976</b>	<b>\$ 82,376</b>	<b>\$ 82,376</b>	<b>\$ 69,676</b>	<b>\$ 69,676</b>	<b>\$ 81,876</b>	<b>\$ 83,876</b>	<b>\$ 83,876</b>	<b>\$ 85,376</b>	<b>\$ 85,376</b>

**TOWN OF CUMBERLAND  
ADOPTED BUDGET  
FISCAL YEAR 2011-2012**

<b>GENERAL FUND EXPENDITURES</b>									
<b><u>Miscellaneous</u></b>									
Detail 2011-2012									
	<b>YR. End 06/30/10 Actual</b>	<b>Council Adopted FY 10:11</b>	<b>Adjusted Budget FY 10:11</b>	<b>Expended as of 3/31/11</b>	<b>Total Est. Expended FY 10:11</b>	<b>Dept. Proposed Budget FY 11:12</b>	<b>Mayor's Proposed Budget FY 11:12</b>	<b>Council Budget FY 11:12</b>	
<b>040</b>	<b><u>Miscellaneous</u></b>								
3010		\$ 2,500	\$ 2,500		\$ -	2,500	2,500	2,500	
3015	4,105	100,000	\$ 100,000	11,000	30,000	150,000	150,000	108,500	
		137,777	\$ 108,629		29,000	-	-	-	
3110			\$ -	23,994	23,994	-	-	-	
4500	212,060	128,000	\$ 128,000	445	45,000	394,513	185,000	185,000	
4510			\$ -		-	-	-	-	
4530	3,815	10,000	\$ 10,000	4,411	7,000	10,000	10,000	10,000	
XXXX		10,000	\$ 10,000		-	10,000	10,000	10,000	
4550			\$ -		-	-	-	-	
5021			\$ -		-	347,850	347,850	347,850	
5100	10,000	10,000	\$ 10,000	7,522	10,000	10,000	10,000	10,000	
	41,633	60,000	\$ 60,000	176,571	60,000	-	-	-	
5200	176	10,000	\$ 10,000		-	5,000	5,000	5,000	
		206,338	\$ 206,338		206,338	-	125,000	125,000	
							75,000	75,000	
							35,000	35,000	
			\$ -		-	-	-	-	
XXXX			\$ -		-	-	5,000	5,000	
		250	\$ 250		-	250	250	250	
<b>040</b>	<b>TOTAL MISCELLANEOUS</b>	<b>\$ 271,789</b>	<b>\$ 674,865</b>	<b>\$ 645,717</b>	<b>\$ 223,943</b>	<b>\$ 411,332</b>	<b>\$ 930,113</b>	<b>\$ 960,600</b>	<b>\$ 919,100</b>

**TOWN OF CUMBERLAND  
ADOPTED BUDGET  
FISCAL YEAR 2011-2012**

<b>GENERAL FUND EXPENDITURES</b>								
<b>Misc Boards</b>								
Detail 2011-2012								
	<b>YR. End 06/30/10 Actual</b>	<b>Council Adopted FY 10:11</b>	<b>Adjusted Budget FY 10:11</b>	<b>Expended as of 3/31/11</b>	<b>Total Est. Expended FY 10:11</b>	<b>Dept. Proposed Budget FY 11:12</b>	<b>Mayor's Proposed Budget FY 11:12</b>	<b>Council Budget FY 11:12</b>
<b>041</b>	<b><u>Misc Boards</u></b>							
5460						-	-	
5470		750	750	3	500	750	750	750
5710	1,645	2,500	2,500	600	1,500	2,500	2,500	2,500
<b>041</b>	<b>\$ 1,645</b>	<b>\$ 3,250</b>	<b>3,250</b>	<b>\$ 603</b>	<b>\$ 2,000</b>	<b>3,250</b>	<b>3,250</b>	<b>3,250</b>

**TOWN OF CUMBERLAND  
ADOPTED BUDGET  
FISCAL YEAR 2011-2012**

<b>GENERAL FUND EXPENDITURES</b>									
<b>Fringe Benefits</b>									
Detail 2011-2012									
		<b>YR. End 06/30/10 Actual</b>	<b>Council Adopted FY 10:11</b>	<b>Adjusted Budget FY 10:11</b>	<b>Expended as of 3/31/11</b>	<b>Total Est. Expended FY 10:11</b>	<b>Dept. Proposed Budget FY 11:12</b>	<b>Mayor's Proposed Budget FY 11:12</b>	<b>Council Budget FY 11:12</b>
<b>044</b>	<b><u>Fringe Benefits</u></b>								
0065	Workers Comp	\$ 173,858	\$ 146,800	\$ 146,800	\$ 220,797	\$ 180,797	\$ 94,465	94,465	94,465
6020	Retirement Fund - Police	211,425	1,000,000	1,000,000	995,932	1,000,000	1,400,000	1,400,000	1,400,000
6021	RI State Retirement	285,277	303,590	303,590	281,669	312,715	321,919	321,919	321,919
6023	Rescue Retirement	74,514	78,817	78,817	53,239	68,250	72,140	72,140	72,140
6030	Social Security	641,274	563,761	563,761	517,143	571,132	597,374	597,374	597,374
6040	Unemployment	36,307	40,000	40,000	13,586	20,000	25,000	25,000	25,000
6060	Health Insurance	1,659,672	1,983,020	1,983,020	1,408,280	1,224,269	1,532,418	1,532,418	1,532,418
6062	Admin Costs Blue Cross	232,273	220,920	220,920	235,081	240,000	224,604	224,604	224,604
	Retiree Health Care					650,000	800,000	800,000	800,000
6063	Delta Dental	203,273	183,942	183,942	151,512	179,422	175,038	175,038	175,038
6065	Flex Spending	450	1,500	1,500	1,026	1,500	1,500	1,500	1,500
6070	Life Insurance	50,441	36,550	36,550	30,573	33,285	35,000	35,000	35,000
<b>044</b>	<b>TOTAL FRINGE</b>	<b>\$ 3,568,764</b>	<b>\$ 4,558,900</b>	<b>4,558,900</b>	<b>\$ 3,908,838</b>	<b>\$ 4,481,369</b>	<b>5,279,458</b>	<b>5,279,458</b>	<b>5,279,458</b>

**TOWN OF CUMBERLAND  
ADOPTED BUDGET  
FISCAL YEAR 2011-2012**

<b>GENERAL FUND EXPENDITURES</b>									
<b>Debt Service</b>									
Detail 2011-2012									
		<b>YR. End</b>	<b>Council</b>	<b>Adjusted</b>	<b>Expended</b>	<b>Total Est.</b>	<b>Dept.</b>	<b>Mayor's</b>	<b>Council</b>
		<b>06/30/10</b>	<b>Adopted</b>	<b>Budget</b>	<b>as of</b>	<b>Expended</b>	<b>Budget</b>	<b>Proposed</b>	<b>Budget</b>
		<b>Actual</b>	<b>FY 10:11</b>	<b>FY 10:11</b>	<b>3/31/11</b>	<b>FY 10:11</b>	<b>FY 11:12</b>	<b>FY 11:12</b>	<b>FY 11:12</b>
<b>045</b>	<b><u>Debt Service</u></b>								
6510	School Bonds DEBT SERV	\$ 2,585,000	\$ 2,840,000	\$ 2,840,000	\$ 2,725,000	\$ 2,840,000	2,950,000	2,950,000	2,950,000
	School Bonds FROM IMPACT FEES			-				-	-
6516	School Bonds Intersect	2,261,094	2,168,508	2,168,508	1,932,227	\$ 2,168,508	2,054,713	2,054,713	2,054,713
6520	Master Lease - Town	177,152	200,000	200,000	127,596	255,192	255,192	255,192	255,192
6530	Tax Anticipation Notes TAN	400,960	267,500	267,500		200,000	225,000	225,000	225,000
6535	Legal Judgment		15,000	15,000	23,143	23,143	23,143	23,143	23,143
6541	Paying Agent & Advisor Fee	16,398	30,500	30,500	54,113	54,113	60,000	60,000	60,000
6550	Judgement/refi bond cost			-				-	-
6560	Town Bonds Principal	812,939	863,933	863,933	780,200	\$ 863,933	647,865	647,865	647,865
6565	Town Bonds Interest	336,569	290,672	290,672	437,593	\$ 290,672	277,548	277,548	277,548
<b>045</b>	<b>TOTAL DEBT SERVICE</b>	<b>\$ 6,590,112</b>	<b>\$ 6,676,113</b>	<b>6,676,113</b>	<b>\$ 6,079,872</b>	<b>\$ 6,695,561</b>	<b>6,493,461</b>	<b>6,493,461</b>	<b>6,493,461</b>

**Section V**

**WATER ENTERPRISE FUND BUDGET  
PROPOSEDED REVENUES AND EXPENDITURES  
FISCAL YEAR 2011-2012**

**TOWN OF CUMBERLAND  
PROPOSED PRELIMINARY BUDGET  
FISCAL YEAR  
2011-2012**

<b>WATER FUND REVENUES</b>								
Detail 2011-2012								
		<b>YR. End</b>	<b>Adjusted</b>	<b>Revenues</b>	<b>Total Est.</b>	<b>Dept.</b>		
		<b>06/30/10</b>	<b>Budget</b>	<b>as of</b>	<b>Revenues</b>	<b>Proposed</b>	<b>Finance</b>	<b>Mayor's</b>
		<b>Actual</b>	<b>FY 10:11</b>	<b>03/31/11</b>	<b>FY 10:11</b>	<b>Budget</b>	<b>Budget</b>	<b>Budget</b>
						<b>FY 11:12</b>	<b>FY 11:12</b>	<b>FY 11:12</b>
								<b>Council</b>
								<b>Budget</b>
								<b>Budget</b>
<b>048</b>	<b><u>Water Revenues</u></b>							
401	Water Usage		3,101,303	107,955	3,101,303	2,791,173	2,791,173	2,791,173
402	Hook-up Fees		30,000	11,025	30,000	15,000	15,000	15,000
403	Hydrant Fees		225,000		225,000	225,000	225,000	225,000
404	Service Fees		525,000	4,659	525,000	472,500	472,500	472,500
405	PWSB Purchase Adj.		990,000	33,227	990,000	891,000	891,000	891,000
140	Infrastructure Fees		340,000	10,337	340,000	306,000	306,000	306,000
411	State Surcharge		75,000	2,594	75,000	67,500	67,500	67,500
412	Water Protections		135,000	4,594	135,000	121,500	121,500	121,500
413	RI Taxes		20,000	4,780	20,000	18,000	18,000	18,000
415	Delinquent Interest		40,000	18,409	40,000	45,000	45,000	45,000
425	Miscellaneous		1,000	2,786	1,000	1,000	1,000	1,000
480	Debt Reduction Surcharge		360,000	630	360,000	324,000	324,000	324,000
470	EPA Reimbursement		10,000		10,000			
460	Investment Income		3,900		3,900	1,000	1,000	1,000
					-	-	-	-
					-	-	-	-
495	Late Fees		16,000		16,000			
500	Water Resource Board Reimb		100,000		100,000			
505	Contributions							
<b>048</b>	<b>TOTAL REVENUES</b>	<b>\$ -</b>	<b>\$ 5,972,203</b>	<b>\$ 200,996</b>	<b>#####</b>	<b>\$ 5,278,673</b>	<b>\$ 5,278,673</b>	<b>\$ 5,278,673</b>
								<b>\$ -</b>

**TOWN OF CUMBERLAND  
PROPOSED PRELIMINARY BUDGET  
FISCAL YEAR  
2011-2012**

<b>WATER FUND EXPENDITURES</b>									
Detail 2011-2012									
		<b>YR. End</b>	<b>Adjusted</b>	<b>Expenses</b>	<b>Total Est.</b>	<b>Dept.</b>	<b>Finance</b>	<b>Mayor's</b>	<b>Council</b>
		<b>06/30/10</b>	<b>Budget</b>	<b>as of</b>	<b>Expenditures</b>	<b>Proposed</b>	<b>Budget</b>	<b>Budget</b>	<b>Budget</b>
		<b>Actual</b>	<b>FY 10:11</b>	<b>03/31/11</b>	<b>FY 10:11</b>	<b>Budget</b>	<b>FY 11:12</b>	<b>FY 11:12</b>	<b>FY 11:12</b>
<b>048</b>	<b>Water</b>								
1010	Regular Salaries	629,336	683,592	486,118	683,592	715,182	715,182	715,182	
1020	Overtime	60,288	60,000	48,753	60,000	60,000			
1040	Longevity	7,100	12,000		12,000	12,000	12,000	12,000	
1050	Bank Charges	1,551	2,000	1,361	2,000	2,000	2,000	2,000	
2010	Repairs Building	744	5,000	724	5,000	5,000	5,000	5,000	
2020	Repairs Equipment	24,461	25,000	31,114	25,000	35,000	35,000	35,000	
2040	Repairs Vehicles	12,395	15,000	14,166	15,000	15,000	15,000	15,000	
2045	Professional Fees	28,742	30,000	3,222	30,000	30,000	30,000	30,000	
2050	Indirect Costs		30,000	107	30,000	30,000	30,000	30,000	
2060	Postage	6,242	18,000	3,526	18,000	20,000	20,000	20,000	
2070	Office Supplies	1,117	2,000	2,547	2,000	2,060	2,060	2,060	
2080	Operating Supplies	233,955	235,000	124,833	235,000	180,000	255,000	255,000	
2088	Vehicle Lease Payment		19,000	476	19,000	49,000	49,000	49,000	
2090	Janitorial Supplies		1,000	-	1,000	1,000	1,000	1,000	
2100	Gas & Oil	32,704	24,000	24,110	24,000	25,400	25,400	25,400	
2110	Heat/Electric	308,283	300,000	188,261	300,000	309,000	379,000	379,000	
2130	Telephone	24,013	20,000	19,001	20,000	20,400	20,400	20,400	
2140	Water	1,448,990	1,700,000	755,723	1,700,000	1,600,000	1,300,000	1,300,000	
2150	Advertising	485	3,000		3,000	3,000	3,000	3,000	
2170	Training & Education	5,229	4,500	1,717	4,500	4,500	4,500	4,500	
2180	Dues & Subscriptions	1,926	2,500	1,730	2,500	2,500	2,500	2,500	
4010	Office Equipment	5,981	2,500	4,062	2,500	2,625	2,625	2,625	
4020	Treatment Chemicals	179,009	76,900	92,231	76,900	82,900	82,900	82,900	
4026	Treatment Equipment	2,070	7,000	6,456	7,000	7,140	7,140	7,140	
4026	Software Expense	4,118	2,000		2,000	2,000	2,000	2,000	
4029	Water Testing	23,806	55,000	11,995	55,000	11,400	11,400	11,400	
4035	State Surcharge		75,000	30,878	75,000	67,500	67,500	67,500	
4037	Town Network Expense	20,999	25,000	8,100	25,000	22,800	22,800	22,800	
4056	Sales Tax	108	20,000	3,212	20,000	18,000	18,000	18,000	
4057	Water Protection		135,000	45,537	135,000	121,500	121,500	121,500	
4060	Infrastructure Improvements	11,266	340,000	90,578	340,000	306,000	306,000	306,000	
4065	Treatment Plant			15,450		14,440	14,440	14,440	
4500	Capital Improvements		150,000	-	150,000	150,000	130,000	130,000	
5010	Insurance	48,000	48,000	48,000	48,000	54,650	54,650	54,650	
5400	Interest Expense General Fun	77,150			77,000	77,000	77,000	77,000	
0065	Workers' Comp	22,232	25,000	-	25,000	25,000	35,000	35,000	
6021	RI State Retirement	60,982	65,000		65,000	69,230	69,230	69,230	
6030	Social Security	51,054	53,000		53,000	54,711	54,711	54,711	
6060	Health Insurance	381,157	390,000		390,000	292,934	292,934	292,934	
6070	Life Insurance	3,341	3,500		3,500	3,500	3,500	3,500	
6080	Public Water Lic. Renewal	12,165	10,000	2,000	10,000	-	-	-	
6560	Water Bonds - DEBT SERV Principal		245,400	472,068	245,400	417,528	417,528	417,528	
6565	Water Bonds - DEBT SERV In	71,957	182,311	149,976	182,311	298,707	298,707	298,707	
6570	RANS Interest/Issuance Cost	61,481	95,000		95,000	-	-	-	
XXXX	Debt Service new Issue		-		-	-	-	-	
6572	Net Operating Reserve		200,000		200,000	-	-	-	
6573	Emergency Reserve	85,752	100,000	2,552	100,000	-	-	-	
6575	Depreciation	490,839			-	-	-	-	
6576	Bad Debt	74,487	10,000		10,000	10,000	10,000	10,000	
6590	Sludge Removal	14,181	100,000	25,628	100,000	50,000	50,000	50,000	
8888	Deficit Reduction	70,000	360,000		360,000	324,000	324,000	324,000	
<b>048</b>	<b>TOTAL WATER</b>	<b>\$ 4,599,695</b>	<b>\$ 5,967,203</b>	<b>\$ 2,716,212</b>	<b>#####</b>	<b>\$ 5,604,607</b>	<b>\$ 5,379,607</b>	<b>\$5,379,607</b>	<b>\$ -</b>

**TOWN OF CUMBERLAND  
PROPOSED PRELIMINARY BUDGET  
FISCAL YEAR  
2011-2012**

0

<b>WATER FUND EXPENDITURES</b> Detail 2011-2012
--

<b>048</b>	<b><u>Permanent Services</u></b>		
	1 Superintendent	\$	76,000
	1 Foreman	\$	42,578
	1 Operator Class IV		40,976
	1 Pump Station Operator Class III		40,706
	1 Pump Station Operator Class III		40,581
	1 Pump Station Operator Class III		39,478
	1 Pump Station Operator Class III		37,045
	1 Pump Station Operator Class II		40,498
	1 Pump Station Operator Class II		38,147
	1 Pump Station Operator Class II		39,790
	1 Pump Station Operator Class II		32,760
	1 Pump Station Operator Class II	29,640	no longer there
	1 Heavy Equipment Operator		41,683
	1 Laborer II		39,582
	1 Laborer II		39,354
	1 Part Time Pump Station Operator	18,720	no longer there
	1 Clerk III		33,524
	1 Clerk III		33,870
	3 new employees		
	Longevity		10,250
<b>048</b>	<b>Total Permanent Services</b>	<b>\$</b>	<b>715,182</b>

<b><u>Employee Benefits - Informational Purposes Only</u></b>			
	Health	\$	280,000
	Dental		12,934
	Social Security		54,711
	Municipal Pension		69,230
	Life Insurance		3,500
	Workers' Comp		25,000
	<b>Total Benefits</b>	<b>\$</b>	<b>445,376</b>

**Section VI**

**SEWER FUND BUDGET**

**ADOPTED REVENUES AND EXPENDITURES**

**FISCAL YEAR 2011-2012**

**TOWN OF CUMBERLAND  
ADOPTED BUDGET  
FISCAL YEAR  
2011 - 2012**

<b>SEWER FUND REVENUES</b>								
Detail 2011-2012								
		<b>YR. End</b>	<b>Adjusted</b>	<b>Revenues</b>	<b>Total Est.</b>	<b>Dept.</b>	<b>Mayor's</b>	<b>Council</b>
		<b>06/30/10</b>	<b>Budget</b>	<b>as of</b>	<b>Revenues</b>	<b>Budget</b>	<b>Budget</b>	<b>Budget</b>
		<b>Actual</b>	<b>FY 10:11</b>	<b>03/31/11</b>	<b>FY 10:11</b>	<b>FY 11:12</b>	<b>FY 11:12</b>	<b>FY 11:12</b>
<b>401</b>	<b><u>Sewer</u></b>							
405	Sales Tax Fees	\$ 40	\$-	\$-			\$ -	\$ -
410	Sewer Assessments	601,097	330,000	74,193	330,000	307,622	\$ 307,622	\$ 307,622
411	Sewer Hook-up Fees	125,627	65,000	28,100	65,000	65,000	\$ 65,000	\$ 65,000
	Conn. Fee Increase per new ordinance			-	-	-	-	-
413	Operations and Maint.	14,215	14,000	-	14,000	14,000	\$ 14,000	\$ 14,000
415	Delinquent Interest	457,863	16,000	14,467	16,000	16,000	\$ 16,000	\$ 16,000
416	Sewer Usage	1,480	480,000	219,696	480,000	480,000	\$ 480,000	\$ 480,000
	Other		249,243	39,500	59,243			\$ -
	Transfer from G/F: Int Debt		-	-	-	-	-	-
<b>401</b>	<b>TOTAL REVENUES</b>	<b>\$ 1,200,322</b>	<b>\$ 1,154,243</b>	<b>\$ 375,956</b>	<b>\$ 964,243</b>	<b>\$ 882,622</b>	<b>\$ 882,622</b>	<b>\$ 882,622</b>

**TOWN OF CUMBERLAND  
ADOPTED BUDGET  
FISCAL YEAR  
2011 - 2012**

<b>SEWER FUND EXPENDITURES</b>								
Detail 2011-2012								
		<b>YR. End</b>	<b>Adjusted</b>	<b>Expenses</b>	<b>Total Est.</b>	<b>Dept.</b>	<b>Mayor's</b>	<b>Council</b>
		<b>06/30/10</b>	<b>Budget</b>	<b>as of</b>	<b>Expenditures</b>	<b>Budget</b>	<b>Budget</b>	<b>Budget</b>
		<b>Actual</b>	<b>FY 10:11</b>	<b>03/31/11</b>	<b>FY 10:11</b>	<b>FY 11:12</b>	<b>FY 11:12</b>	<b>FY 11:12</b>
<b>401</b>	<b><u>Sewer</u></b>							
1010	Regular Salaries	\$ 40,380	\$ 39,289	\$ 29,497	\$ 39,289	\$ 39,289	\$ 39,289	\$ 39,289
1015	Emergency Labor	2,813	12,000	4,341	\$ 12,000	\$ 12,000	\$ 12,000	\$ 12,000
1020	Overtime	4,566	5,000	1,322	\$ 5,000	\$ 5,000	\$ 5,000	\$ 5,000
1040	Longevity		1,000		\$ 1,000	\$ 1,000	\$ 1,000	\$ 1,000
2030	Repairs Equipment	1,723	1,000	625	\$ 1,000	\$ 1,000	\$ 1,000	\$ 1,000
2035	Repairs Vehicles	4,186	9,000	361	\$ 9,000	\$ 9,000	\$ 9,000	\$ 9,000
2040	Emergency Repairs	38,198	15,000	10,207	\$ 15,000	\$ 15,000	\$ 15,000	\$ 15,000
2060	Postage		6,500	2,500	\$ 6,500	\$ 6,500	\$ 6,500	\$ 6,500
2070	Office Supplies	54	500	44	\$ 500	\$ 500	\$ 500	\$ 500
2100	Gas & Oil	1,092	4,000		\$ 4,000	\$ 4,000	\$ 4,000	\$ 4,000
2110	Heat/Electric	23,451	14,500	6,316	\$ 14,500	\$ 14,500	\$ 14,500	\$ 14,500
2130	Telephone	2,678	2,500	1,554	\$ 2,500	\$ 2,500	\$ 2,500	\$ 2,500
2190	Professional Services	34,649	20,000		\$ 20,000	\$ 20,000	\$ 20,000	\$ 20,000
4010	Office Equipment	300			\$ -	\$ -	\$ -	\$ -
4030	Payment to General Fund				\$ -	\$ -	\$ -	\$ -
4035	Renewal & Replacement	1,101			\$ -	\$ -	\$ -	\$ -
4037	Town Network Expense	23,703	16,500	2,869	\$ 16,500	\$ 16,500	\$ 16,500	\$ 16,500
4040	Collect System Maint.	23,359	25,000	7,808	\$ 10,000	\$ 10,000	\$ 10,000	\$ 10,000
4045	General Fund Services	37,681	30,000		\$ 30,000	\$ 30,000	\$ 30,000	\$ 30,000
4050	Capital Improvements	5,194	7,000		\$ 7,000	\$ 7,000	\$ 7,000	\$ 7,000
5015	Contingencies			34,575	\$ 34,575	\$ 35,000	\$ 35,000	\$ 35,000
5400	Interfund Interest	29,022			\$ 28,735	\$ 28,735	\$ 28,735	\$ 28,735
0065	Workers Comp	1,337	1,389		\$ 1,389	\$ 1,389	\$ 1,389	\$ 1,389
6021	RI Retirement	3,606	3,699		\$ 3,699	\$ 3,699	\$ 3,699	\$ 3,699
6030	Social Security	2,935	3,039		\$ 3,039	\$ 3,039	\$ 3,039	\$ 3,039
6060	Health Insurance	11,842	9,230		\$ 9,230	\$ 9,230	\$ 9,230	\$ 9,230
6063	Dental Insurance	1,113	1,171		\$ 1,171	\$ 1,171	\$ 1,171	\$ 1,171
6070	Life Insurance	197	197		\$ 197	\$ 197	\$ 197	\$ 197
6560	Sewer Prin. Debt Serv.	747,172	796,068	569,400	\$ 796,068	\$ 434,207	\$ 434,207	\$ 434,207
6565	Sewer Int. Debt Serv.	159,585	130,661	84,298	\$ 130,661	\$ 108,537	\$ 108,537	\$ 108,537
<b>401</b>	<b>TOTAL EXPENDITURES</b>	<b>\$ 1,201,936</b>	<b>\$ 1,154,243</b>	<b>\$ 755,717</b>	<b>\$ 1,202,553</b>	<b>\$ 818,993</b>	<b>\$ 818,993</b>	<b>\$ 818,993</b>

**TOWN OF CUMBERLAND  
ADOPTED BUDGET  
FISCAL YEAR**

2011 - 2012

<b>SEWER FUND EXPENDITURES</b> Personnel Cost Information
--

<b>401</b>	<u><b>Permanent Services</b></u>		
	1 Inspector		41,259
	Longevity	\$	1,000
<b>401</b>	<b>Permanent Services</b>	<b>\$</b>	<b>42,259</b>

<u><b>Employee Benefits - Informational Purposes Only</b></u>			
	Health		14,000
	Dental		1,171
	Social Security		3,233
	Municipal Pension		4,091
	Life Insurance		197
	Workers' Comp		1,389
	<b>Total Benefits</b>	<b>\$</b>	<b>24,081</b>

**Section VII**

**RECREATION  
SPECIAL REVENUE FUND BUDGET**

**ADOPTED REVENUES AND  
EXPENDITURES**

**FISCAL YEAR 2011-2012**

**TOWN OF CUMBERLAND  
ADOPTED BUDGET  
FISCAL YEAR 2011-2012**

<b>RECREATION ENTERPRISE FUND REVENUES</b>								
Detail 2011-2012								
					Dept.			
	06/30/10	Adjusted	Receipt	Total Est.	Proposed	Finance	Mayor's	Council
	Actual	Budget	as of	Revenues	Budget	Budget	Budget	Budget
		FY 10:11	03/31/11	FY 10:11	FY 11:12	FY 11:12	FY 11:12	FY 11:12
<b>342</b>	<b><u>Recreation</u></b>							
	\$ 1,025	\$ 3,500			\$ 3,500	\$ 3,500	\$ 3,500	\$ 3,500
		2,000			2,000	2,000	\$ 2,000	\$ 2,000
	680						\$ -	\$ -
	2,365	6,000			6,000	6,000	\$ 6,000	\$ 6,000
	950						\$ -	\$ -
		6,000			6,000	6,000	\$ 6,000	\$ 6,000
		3,000			3,000	3,000	\$ 3,000	\$ 3,000
	4,300	7,000			7,000	7,000	\$ 7,000	\$ 7,000
		1,000			1,000	1,000	\$ 1,000	\$ 1,000
	45						\$ -	\$ -
		40,000			40,000	40,000	\$ 40,000	\$ 40,000
						55,000	\$ 55,000	\$ 55,000
						4,000	\$ 4,000	\$ 4,000
		4,000			4,000	4,000	\$ 4,000	\$ 4,000
	71,083		80,159	90,000		31,500	\$ 31,500	\$ 31,500
<b>342</b>	<b>TOTAL REVENUES</b>							
	\$ 80,498	\$ 72,500	\$ 80,159	\$ 90,000	\$ 72,500	\$ 163,000	\$ 163,000	\$ 163,000

**TOWN OF CUMBERLAND  
ADOPTED BUDGET  
FISCAL YEAR 2011-2012**

<b>RECREATION ENTERPRISE FUND EXPENDITURES</b>								
Detail 2011-2012								
					Dept.			
	06/30/10	Adjusted	Expended	Total Est.	Proposed	Finance	Mayor's	Council
	Actual	Budget	as of	Expenditure:	Budget	Budget	Budget	Budget
		FY 10:11	03/31/11	FY 10:11	FY 11:12	FY 11:12	FY 11:12	FY 11:12
<b>342</b>	<b><u>Recreation</u></b>							
	950						\$ -	\$ -
	20,000	20,000				-	\$ -	\$ -
	4,834	17,000	8,150	-	17,000	17,000	\$ 17,000	\$ 17,000
	2,757	5,000			5,000	5,000	\$ 5,000	\$ 5,000
						106,000	\$ 106,000	\$ 106,000
	50,130	30,500	24,966	72,500	50,500	35,000	\$ 35,000	\$ 35,000
<b>342</b>	<b>TOTAL EXPENDITURES</b>	<b>\$ 78,671</b>	<b>\$ 72,500</b>	<b>\$ 33,116</b>	<b>\$ 72,500</b>	<b>\$ 72,500</b>	<b>\$ 163,000</b>	<b>\$ 163,000</b>

**Section VIII**

**DEBT SERVICE SCHEDULES**

**ADOPTED REVENUES AND  
EXPENDITURES**

**FISCAL YEAR 2011-2012**

**TOWN OF CUMBERLAND  
ADOPTED BUDGET  
FISCAL YEAR 2010-2011**

<p style="margin: 0;">TOWN OF CUMBERLAND SCHEDULE OF BONDED INDEBTEDNESS GENERAL OBLIGATIONS YEAR ENDED JUNE 30, 2012</p>
---

DESCRIPTION	DATE OF ISSUE	INTEREST RATE	AMOUNT OF ISSUE	SERIAL REQM F.Y.E. 6/30/2012	MATURITY	OUTSTANDING JUNE 30, 2012
<b>General Purpose Issue:</b>						
Road Improvement Bond	3/15/2004	3.5%/5.00%	\$ 2,000,000	\$ 100,000	6/30/2024	\$ 1,750,000
Library Bonds	3/15/2004	3.5%/5.00%	400,000	20,000	6/30/2024	350,000
Open Space Bond	3/28/2002	4.00%/5.5 %	1,500,000	70,000	6/30/2022	1,060,000
Road Improvement Bonds	3/28/2002	4.00%/5.50%	1,392,000	184,000	6/30/2013	-
Refunding Recreation Bonds	3/28/2002	4.00%/5.50%	360,000	47,500	6/30/2013	-
Refunding Open Space Bond	3/28/2002	4.00%/5.50%	670,000	88,700	6/30/2013	-
Judgment Bond	8/24/2001	5.50%	850,000	-	6/30/2009	-
Gainsboro	10/21/1998	5.61%	3,969,774	-	10/21/2008	-
Refunding Library Bonds	6/2/2008	2.00%/4.759%	2,850,000	235,000	6/30/2019	2,225,000
Lambert	6/1/1997	2.59%	190,000	3,733	6/1/2023	145,507
Judgment Bond	4/18/2008	5.96%	1,130,000	115,000	6/1/2018	785,000
<b>Total</b>			15,311,774	863,933		6,315,507
<b>Water:</b>						
Refunding Bonds	3/28/2002	4.00%/5.50%	1,512,000	155,400	6/30/2013	340,000
Refunding Bonds	6/2/2008	2.00%/3.00%	565,000	-	6/30/2010	-
Refunding Water Bonds	6/2/2008	2.00%/4.739%	915,000	90,000	6/30/2017	670,000
<b>Total</b>			2,992,000	245,400		1,010,000

**TOWN OF CUMBERLAND  
ADOPTED BUDGET  
FISCAL YEAR 2010-2011**

<p style="color: red;">TOWN OF CUMBERLAND SCHEDULE OF BONDED INDEBTEDNESS GENERAL OBLIGATIONS YEAR ENDED JUNE 30, 2012</p>
--

DESCRIPTION	DATE OF ISSUE	INTEREST RATE	AMOUNT OF ISSUE	SERIAL REQ F.Y.E. 6/30/2012	MATURITY	OUTSTANDING JUNE 30, 2012
<b>Sewer:</b>						
Refunding Sewer Bonds	3/28/2002	4.00%/5.50%	2,735,000	364,400	6/30/2011	-
Refunding Sewer Bonds	3/28/2002	4.00%/5.50%	1,824,000	-	6/30/2009	-
Refunding Sewer Bonds	6/2/2008	2.00%/4.769%	2,015,000	170,000	6/30/2019	1,570,000
Rhode Island Clean Water	12/28/1995	2.83%	1,000,000	54,418	9/1/2017	360,378
Rhode Island Clean Water	3/10/1993	3.03%	3,000,000	172,250	9/1/2015	957,750
Refunding Drainage Bond	6/2/2008	2.00%/4.813%	285,000	35,000	6/30/2017	210,000
<b>Total</b>			<b>10,859,000</b>	<b>796,068</b>		<b>3,098,128</b>
<b>School Purpose Issue:</b>						
Wellness Center	3/15/2004	3.5%/5.00%	\$ 5,500,000	\$ 265,000	6/30/2024	\$ 4,845,000
School Improvement	3/15/2004	3.5%/5.00%	500,000	25,000	6/30/2024	445,000
2003 CHS2010 Bond	2/13/2003	2.30%/4.50%	5,000,000	250,000	6/30/2023	3,000,000
2002 School Improvements	3/28/2002	4.00%/5.50%	3,000,000	140,000	6/30/2022	2,100,000
Refunding School Improvement	6/2/2008	2.00%/4.748%	5,740,000	475,000	6/30/2019	4,480,000
Refunding Bonds	6/2/2008	2.00%/3.45%	3,570,000	505,000	6/30/2015	2,165,000
Elementary School 2006	4/18/2006	4.00%/5.00%	3,000,000	115,000	6/30/2026	2,590,000
School Project	5/15/2008	4.85%	30,000,000	1,065,000	4/1/2028	27,910,000
<b>Total</b>			<b>56,310,000</b>	<b>2,840,000</b>		<b>47,535,000</b>
<b>TOTAL BONDED INDEBTEDNESS</b>			<b>\$ 85,472,774</b>	<b>\$ 4,745,401</b>		<b>\$ 57,958,635</b>

**TOWN OF CUMBERLAND  
ADOPTED BUDGET  
FISCAL YEAR 2011  
-2012**

**TOWN OF CUMBERLAND  
ANNUAL DEBT SERVICE REQUIREMENTS  
BASED ON GENERAL OBLIGATION BONDED INDEBTEDNESS  
AS OF JUNE 30, 2012**

Maturing in Fiscal Year	<u>General Purpose</u>			<u>School Purpose</u>			<u>Water Fund</u>			<u>Sewer Fund</u>			<u>Total Indebtedness</u>		
	Principal	Interest	Total	Principal	Interest	Total	Principal	Interest	Total	Principal	Interest	Total	Principal	Interest	Total
2011	863,933	290,672	1,154,605	2,840,000	2,168,506	5,008,506	245,400	46,724	292,124	796,068	130,661	926,730	4,745,402	2,636,564	7,381,965
2012	553,830	262,738	816,568	2,950,000	2,054,713	5,004,713	270,000	35,863	305,863	434,207	108,537	542,743	4,208,037	2,461,849	6,669,886
2013	578,929	239,397	818,326	3,070,000	1,931,223	5,001,223	280,000	24,150	304,150	447,289	94,109	541,397	4,376,218	2,288,878	6,665,095
2014	594,031	217,328	811,359	3,175,000	1,815,558	4,990,558	110,000	16,813	126,813	470,415	78,914	549,329	4,349,446	2,128,612	6,478,058
2015	604,135	193,828	797,963	3,310,000	1,682,755	4,992,755	110,000	13,200	123,200	484,087	62,581	546,669	4,508,223	1,952,364	6,460,587
2016	629,242	167,362	796,604	2,855,000	1,552,331	4,407,331	115,000	8,600	123,600	502,807	43,811	546,618	4,102,050	1,772,104	5,874,154
2017	659,352	138,162	797,515	2,970,000	1,423,099	4,393,099	125,000	2,938	127,938	309,326	26,682	336,008	4,063,678	1,590,881	5,654,559
2018	674,465	108,492	782,957	3,095,000	1,289,949	4,384,949				220,000	15,250	235,250	3,989,465	1,413,691	5,403,156
2019	609,581	77,275	686,856	3,245,000	1,145,774	4,390,774				230,000	5,319	235,319	4,084,581	1,228,368	5,312,949
2020	289,700	57,240	346,940	2,700,000	1,016,466	3,716,466							2,989,700	1,073,707	4,063,406
2021	299,821	44,269	344,090	2,805,000	902,579	3,707,579							3,104,821	946,847	4,051,669
2022	319,946	30,704	350,650	2,915,000	781,759	3,696,759							3,234,946	812,463	4,047,409
2023	297,474	19,488	316,963	2,785,000	659,869	3,444,869							3,082,474	679,357	3,761,831
2024	205,000	8,712	213,712	2,650,000	536,675	3,186,675							2,855,000	545,387	3,400,387
2025				2,220,000	419,006	2,639,006							2,220,000	419,006	2,639,006
2026				2,320,000	319,331	2,639,331							2,320,000	319,331	2,639,331
2027				2,185,000	212,325	2,397,325							2,185,000	212,325	2,397,325
2028				2,285,000	108,538	2,393,538							2,285,000	108,538	2,393,538
<b>Total</b>	<b>\$ 7,179,440</b>	<b>\$ 1,855,667</b>	<b>\$ 9,035,107</b>	<b>\$ 50,375,000</b>	<b>#####</b>	<b>\$ 70,395,454</b>	<b>\$ 1,255,400</b>	<b>\$ 148,287</b>	<b>\$ 1,403,687</b>	<b>\$ 3,894,199</b>	<b>\$ 565,865</b>	<b>\$ 4,460,063</b>	<b>\$62,704,039</b>	<b>\$22,590,272</b>	<b>\$ 85,294,311</b>

<b>Name</b>	<b>Content</b>
PRIORYR	FY 10:11
YR	FY 11:12
FYE	<b>06/30/10</b>
Q3X	<b>03/31/11</b>

---

Detail 2011-2012

